

Solid Carbide Drills

Tool Selection Guide.....	G2–G3
Solid Carbide Drills Dimension Tables and Recommendation Chart Foldout	
G0drill • Multiple Materials	G6–G29
TF Drills • High Metal Removal Rates.....	G30–G34
SGL Beyond Drills • Stainless Steel.....	G36–G42
HP Beyond Drills • Steel.....	G44–G55
YPC Beyond Drills • Iron Materials.....	G56–G61
SE 4-Margin Drills • Steel	G62–G64
HP Beyond 4-Margin, Long-Length Drills	G66–G71
Deep-Hole Drills • Steel, Cast Iron, Stainless Steel, High-Temperature Alloys, and Non-Ferrous	G72–G85
HPS Beyond Drills • Aluminium Machining.....	G86–G91
Y-TECH Drills • Difficult-to-Machine Materials.....	G92–G97
TX Drills • Close Tolerance Holes	G98–G102
SPF Drills • CFRP	G104–G105
DAL Drills • CFRP-Stacks.....	G106–G111
Flat-Bottom Drills	G112–G117
HP Beyond Step Drills.....	G118–G122
KMH Drills • Hard Materials.....	G124–G129
Kenna Universal Drills	G130–G150
NC Spot Drills.....	G152–G153

solid carbide drills for external coolant or dry machining	series	grade	standard*							hole tolerance	standard range		
			● first choice ○ alternate choice								diameter range		drilling depth L/D1
			P	M	K	N	C	S	H		D1 mm	D1 inch	
			min-max	min-max									
	GDrill™ for Multiple Materials	B04_CPG	KC7325	●	●	●	●	●	○	IT9-IT10	1,0-20,0	.0304-.7874	3-5 x
	TF Drill for High Metal Removal Rates	B105	K10			●	●		○	IT9-IT10	3,0-21,0	.1130-.8101	5 x D
	HP Drill for Dry Applications or Flood Coolant	B221/B222_HP	KCPK15	●		●				IT9-IT10	3,0-21,0	.1181-.8268	3-5 x
	SPF Drill for Composite (CFRP) Materials	B53_SPF	KDF400					●		IT9-IT10	3,2-12,7	.1260-.5010	3-5 x
	DAL Drill for CFRP— Metal Stack Materials	B551_DAL	KN15					●		IT9-IT10	4,763-15,875	.1875-.6250	3 x
	NEW KMH Drill for Hard Materials	B941	KCH10	○	○				●	IT9-IT10	2,5-14,0	.0984-.5512	3 x
	KU Drill for Universal Applications	B966/B967	KC7315	●		●	○			IT9-IT10	3,0-20,0	.1181-.7874	3-5 x
	NC Spot Drill 120°	B501	K10	●	○	●	○		○	—	6,0-12,0	.2352-.4724	1 x D
	NC Spot Drill 90°	B505	K10	●	○	●	○		○	—	6,0-20,0	.2362-.7874	1 x D

solid carbide drills with internal coolant channel	series	grade	standard*							hole tolerance	standard range		
			● first choice ○ alternate choice								diameter range		drilling depth L/D1
			P	M	K	N	C	S	H		D1 mm	D1 inch	
			min-max	min-max									
	GDrill™ for Multiple Materials	B05_CPG	KC7325	●	●	●	●	●	○	IT9-IT10	1,0-20,0	.0304-.7874	3-8 x
	NEW SGL Drill for Stainless Steel	B21_SGL	KCMS15	○	●				●	IT9-IT10	3,0-20,5	.1181-.8071	3-8 x
	HP Drill for Steel	B224/B225_HP	KCPK15	●		○				IT9-IT10	3,0-21,0	.1181-.8268	3-5 x
	YPC Drill for Cast Iron Materials	B25_YPC	KCK10			●				IT9-IT10	3,0-25,0	.1181-.9844	3-8 x
	SE Drill for Steel	B256	KC7315	●		○				IT9-IT10	5,0-16,0	.1969-.6299	8 x D
	Long-Length Drill for Steel, Iron, and Stainless Steel	B269_HP	KCPK15	●	○	○				IT9-IT10	3,0-20,0	.1181-.7874	12 x D
	NEW Deep-Hole Drill for Steel, Iron, and Non-Ferrous Materials for Stainless Steel and High-Temperature Alloys	B27_HPG B27_HPS B27_SGL	KCPK20 KN25 KCMS20	●	○	●			●	IT9-IT10 IT9-IT10 IT9-IT10	2,4-16,0 2,4-16,0 2,4-16,0	.0938-.6299 .0938-.6299 .0938-.6299	15-40 x 15-40 x 15-40 x
	HPS Drill for Non-Ferrous Materials	B28_HPS	KN15					●		IT9-IT10	3,0-20,0	.1181-.7874	3-8 x
	Y-TECH™ Drill for High-Temperature Alloys	B29_YPL	KC7315	○	●				●	IT9-IT10	3,0-21,0	.1181-.8268	3-5 x
	TX Drill for Close Tolerance Holes	B411	KF1			●	●			IT8-IT9	3,2-25,0	.1250-.9843	5 x D
	DAL Drill for CFRP— Metal Stack Materials	B556_DAL	KN15					●		IT9-IT10	4,763-15,875	.1875-.6250	3 x
	Flat-Bottom Drill for Flat-Bottom Applications	B707_FBG B707_FBL B707_FBS	KC7315 KCMS15 KN15	●		●			●	IT9-IT10 IT9-IT10 IT9-IT10	3,0-21,0 3,0-21,0 3,0-21,0	.1181-.8268 .1181-.8268 .1181-.8268	3 x D 3 x D 3 x D
	HP Step Drill for Steel and Iron	B73_HP	KCPK15	●		●				IT9-IT10	3,7-19,45	.1470-.7656	short, long
	NEW KMH Drill for Hard Materials	B951	KCH15	○	○				●	IT9-IT10	3,0-16,0	.1181-.6299	3 x
	KU Drill for Universal Applications	B97_	KC7315	●	○	●	○		○	IT9-IT10	2,4-20,0	.0938-.7874	3-8 x

*In regard to coatings, anything is possible. If a specific drill is not suitable for your workpiece material, please contact our Engineered Solutions Department for an offer about special coatings and edge preparations.

*1) Drills can be optimized for performance in specific applications. Ask your local Kennametal representative about Kennametal Custom Solutions service for special coatings, grades, or geometries to increase productivity.

*2) Step Drill Capability Guidelines: 5 steps maximum; 10 different shapes; at least 0,4mm difference in diameters; the largest diameter may not exceed the smallest diameter by more than 2x.

custom solution range			<input checked="" type="checkbox"/> standard <input type="checkbox"/> custom solution capabilities																	page(s)												
diameter range																																
D1 mm min-max	D1 in min-max	drilling depth																														
1,0-20,0	.0394-.7874	1,5-12 x	■				■										□	□						□	■	■	□	G6				
3,0-25,0	.1130-1,00	1,5-8 x	■	■			■											□	□						□	■	□	G30				
3,0-25,0	.1181-1,00	1,5-8 x	■	■			■											□	□			■			□	□	■	□	G44			
3,0-25,0	.1181-1,00	1,5-5 x	■	■			■																		□	■	□	G104				
3,0-25,0	.1181-1,00	1,5-5 x	■	■			■	□																	□	□	■	□	G106			
2,5-20,0	.0984-.7874	1,5-8 x	■				■																		□	□	■	□	G124			
3,0-25,0	.1181-1,00	1,5-8 x	■	■			■	■																	□	□	□	■	■	■	■	G130
6,0-20,0	.2362-.7874	1 x D	■																												G152	
6,0-20,0	.2362-.7874	1 x D	■																												G152	

custom solution range			<input checked="" type="checkbox"/> standard <input type="checkbox"/> custom solution capabilities																	page(s)													
diameter range																																	
D1 mm min-max	D1 in min-max	drilling depth																															
1,0-20,0	.0394-.7874	1,5-12 x						■	■	■																□	■	■	□	G18			
3,0-25,0	.1181-1,00	1,5-8 x						■																		□	□	■	□	G36			
3,0-25,0	.1181-1,00	1,5-5 x						■	■	■																□	□	■	□	G44			
3,0-25,0	.1181-1,00	1,5-8 x						■	■	■	■																□	□	■	□	G56		
3,0-25,0	.1181-1,00	1,5-12 x						■	■	■	■																□	□	■	□	G62		
3,0-25,0	.1181-.7874	1,5-12 x						■	■	■	■																□	□	■	□	G66		
2,4-16,0	.0938-.6299	500mm						■	■	■	■																□	■	□	■	□	G72	
2,4-16,0	.0938-.6299	500mm						■	■	■	■																□	■	□	■	□		
2,4-16,0	.0938-.6299	500mm						■	■	■	■																□	■	□	■	□		
3,0-25,0	.1181-.7874	3-8 x						■	■	■																	□	□	■	□	G86		
3,0-25,0	.1181-1,00	1,5-8 x						■	■	■	■																	□	□	■	□	G92	
3,0-25,0	.1181-1,00	1,5-12 x						■	■	■	■	■	■																□	□	■	□	G98
3,0-25,0	.1181-1,00	1,5-5 x						■	■	■	□																	□	□	■	□	G106	
3,0-25,0	.1181-1,00	1,5-8 x						■	■	■	■	■																□	■	■	□	G112	
3,0-25,0	.1181-1,00	1,5-8 x						■	■	■	■	■																□	■	■	□		
3,0-25,0	.1181-1,00	1,5-8 x						■	■	■	■	■																□	■	■	□		
3,0-25,0	.1181-1,00	1,5-8 x						■	■	■																		□	□	■	□	G118	
3,0-20,0	.1181-.7874	1,5-12 x						■			□																	□	□	■	□	G127	
2,4-25,0	.1181-1,00	1,5-12 x						■	■	■	■																	□	□	■	■	G130	

*3 Drill Shank Configuration Guidelines: shank diameter may be 2 "steps" larger than the standard shank in relation to the drill diameter or 1 step smaller than the standard shank. i.e. If the standard drill has 6mm shank, shank could be changed to 4mm, 8mm, or 10mm.
 4 On symmetrical 2-fluted drills the following point geometries are possible: Split point (SP), Cone point (KM*), HP* point, SE* point, FB* point & FE* point; except for G0drill™ which is limited to CP* point.
 5 On asymmetrical 2-fluted drills (Y-TECH™) the Cone point and HP point are possible.



High-Performance
Solid Carbide Drills

NOVO KNOWS SEARCH

Searching for a tool has been enhanced by Advise and Select functions from NOVO™ applications — saving you time and money.

ADVISE

Uses a rules-based approach to provide cutting tool recommendations:

- Define Machining Feature (face milling, slotting, blind hole, etc.)
- Apply Constraint Requirements (geometric, material, tolerance, etc.)
- Set Machining Sequence (single or multi-step operations, rough then finish, etc.)
- Receive Ranked Results

SELECT

A method of selecting cutting tools from a tree structure via a hierarchy or parametric search:

- If you know which product you are looking for, a quick search can be performed by just the catalogue number or product description.
- Smart filters significantly reduce the amount of potential tooling solutions.
- After the tool is selected, NOVO also provides cutting and adaptive item options that fit with your solution.

NOVO applications can ensure you have the right tools on your machines, in the right sequence. Resulting in flawless execution that accelerates every job, and maximises every shift. kennametal.com/novo

➤ Solid Carbide Drills • Recommendation Chart

		through coolant	flood coolant	ML
	standard first choice = bold alternate choice = regular simple special = grey			
Material Specific	P — Steels	B224*HP B225*HP B226*HP B256	B221*HP B222*HP	B224*HP B225*HP B226*HP B256
	M — Stainless Steels	B210*SGL B211*SGL B212*SGL		
	K — Cast Iron	B254*YPC B255*YPC B256*YPC	B105	B254*YPC B255*YPC B256*YPC
	N — Non-Ferrous	B284*HPS B285*HPS B286*HPS B411	B105	B284*HPS B285*HPS B286*HPS
	C1 — CFRP, CFRP/CFRP		B531A B532A B533AA	
	C2 — CFRP/Non-Ferrous C3 — CFRP/High-Temp C4 — CFRP/Stainless Steel	B546A/B556A B547A/B557A B548A/B558A	B541A/B551A B542A/B552A B543A/B553A	B546A/B556A B547A/B557A B548A/B558A
	S — Heat-Resistant Alloys, Titanium Alloys	B291*YPL B292*YPL		
	H — Hardened Materials	B951/B952/B953 B955/B956/B957 B958/B959	B941/B942/B943 B945/B946/B947	

Application-Specific Solid Carbide Drills

Kennametal material-specific drills are targeted to end users with mass production and the need for very long tool life in a specific material, high cutting feeds and speeds, and reduced cost per part through time optimisation with high metal removal rates.

Application-specific drills are designed to solve certain machining operations, such as deep-hole drilling or flat-bottom drilling, to save cycle times and costs.

HP Beyond™ Drill Series is available for different materials offering highest cutting parameters and long tool life. These ultimate high-volume production tools, such as the all-new drill for aluminium, are often platform for make-to-order or Custom Solutions.

Application Specific				Versatile
dry	deep hole	flat bottom	drill and chamfer	universal
B221*HP B222*HP	B269*HP B271*HPG B272*HPG B273*HPG B274*HPG B275*HPG	B706*FBG B707*FBG B708*FBG B709*FBG	B731*HP B732*HP	B966, B967 B976, B977, B978 B041*CPG, B042*CPG B051*CPG, B052*CPG, B053*CPG
	B269*HP B271*SGL B272*SGL B273*SGL B274*SGL B275*SGL	B706*FBL B707*FBL B708*FBL B709*FBL		B966, B967 B976, B977, B978 B041*CPG, B042*CPG B051*CPG, B052*CPG, B053*CPG
B105	B269*HP B271*HPG B272*HPG B273*HPG B274*HPG B275*HPG	B706*FBG B707*FBG B708*FBG B709*FBG	B731*HP B732*HP	B966, B967 B976, B977, B978 B041*CPG, B042*CPG B051*CPG, B052*CPG, B053*CPG
	B271*HPS B272*HPS B273*HPS B274*HPS B275*HPS	B706*FBS B707*FBS B708*FBS B709*FBS		B966, B967 B976, B977, B978 B041*CPG, B042*CPG B051*CPG, B052*CPG, B053*CPG
B531A B532A B533AA				
B541A/B551A B542A/B552A B543A/B553A				
		B706*FBL B707*FBL B708*FBL B709*FBL		B966, B967 B976, B977, B978 B041*CPG, B042*CPG B051*CPG, B052*CPG, B053*CPG

Versatile Solid Carbide Drills

Kennametal versatile drills are targeted to end users with the need for long tool life in many materials, versatility and saving time for tool changes, and reducing the capital spent on a variety of SC Drill styles on the shelf.

The G0drill™ is a multi-material drill. It addresses drilling operations in a diameter range of 1–20mm in a broad variety of materials and applications, such as fuel systems or medical components. Due to its very unique design, the G0drill expands the advantages of modular drills into the small diameter range, enabling the full utilisation of the drill's tool life capacity.

The Kennametal™ Drill is a multi-purpose drill. It is engineered to deliver superior performance in steel, cast iron, and stainless steel applications, making it ideal for small- and medium-sized shops. The universal application profile reduces tool change times and the number of drills in inventory. Covering a large spectrum of off-the-shelf diameters and a broad range of applications makes Kennametal Drills an excellent alternative to other high-performance products.

➤ Solid Carbide Drills • Dimension Tables

■ Dimensions for Kennametal Solid Carbide Drills (B_Series) • Metric

mm Ø		DIN 6535		SHORT* -3 x D			LONG* -5 x D			EXTRA LONG** -8 x D			EXTRA LONG** NEW 8 x D (SGL)		
D1 min	D1 max	D	LS	L	L3	L4 max	L	L3	L4 max	L	L3	L4 max	L	L3	L4 max
1,000	1,400	4	28	58	7	5	58	9	6	58	12	10	-	-	-
1,401	1,900	4	28	58	9	6	58	12	9	58	18	15	-	-	-
1,901	2,300	4	28	58	13	9	58	18	14	66	26	22	-	-	-
2,301	2,999	4	28	58	17	12	58	22	17	66	30	25	-	-	-
3,000	3,750	6	36	62	20	14	66	28	23	78	40	33	78	40	33
3,751	4,750	6	36	66	24	17	74	36	29	87	49	41	87	49	41
4,751	6,000	6	36	66	28	20	82	44	35	94	56	48	94	56	48
6,001	7,000	8	36	79	34	24	91	53	43	105	67	57	105	67	57
7,001	8,000	8	36	79	41	29	91	53	43	110	72	61	121	82	64
8,001	10,000	10	40	89	47	35	103	61	49	122	80	68	145	102	80
10,001	12,000	12	45	102	55	40	118	71	56	141	94	79	170	122	96
12,001	14,000	14	45	107	60	43	124	77	60	155	108	91	190	142	112
14,001	16,000	16	48	115	65	45	133	83	63	171	121	101	213	162	128
16,001	18,000	18	48	123	73	51	143	93	71	185	135	113	232	181	144
18,001	20,000	20	50	131	79	55	153	101	77	200	148	124	254	201	160
20,001	22,000	20	50	141	86	60	167	112	85	217	162	136	274	221	176
22,001	25,000	25	56	153	95	65	184	126	98	238	180	150	310	251	200

* D1 < 20mm to DIN 6537K
D1 > 20mm to factory standard
** To factory standard

NOTE: Solid Carbide Drills from Kennametal in short and regular lengths conform to DIN 6537.
Drills with long lengths conform to Kennametal factory standard.
Solid Carbide Drills with diameter D1 > 20mm (not DIN 6537) are also standardised to factory standard.

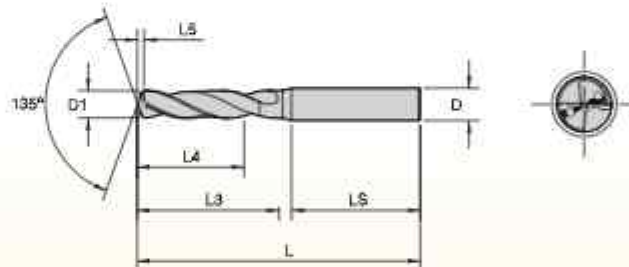
■ Shank designs to DIN 6535



Form HE,
2° angle
Design F



Form HA,
straight round
Design A

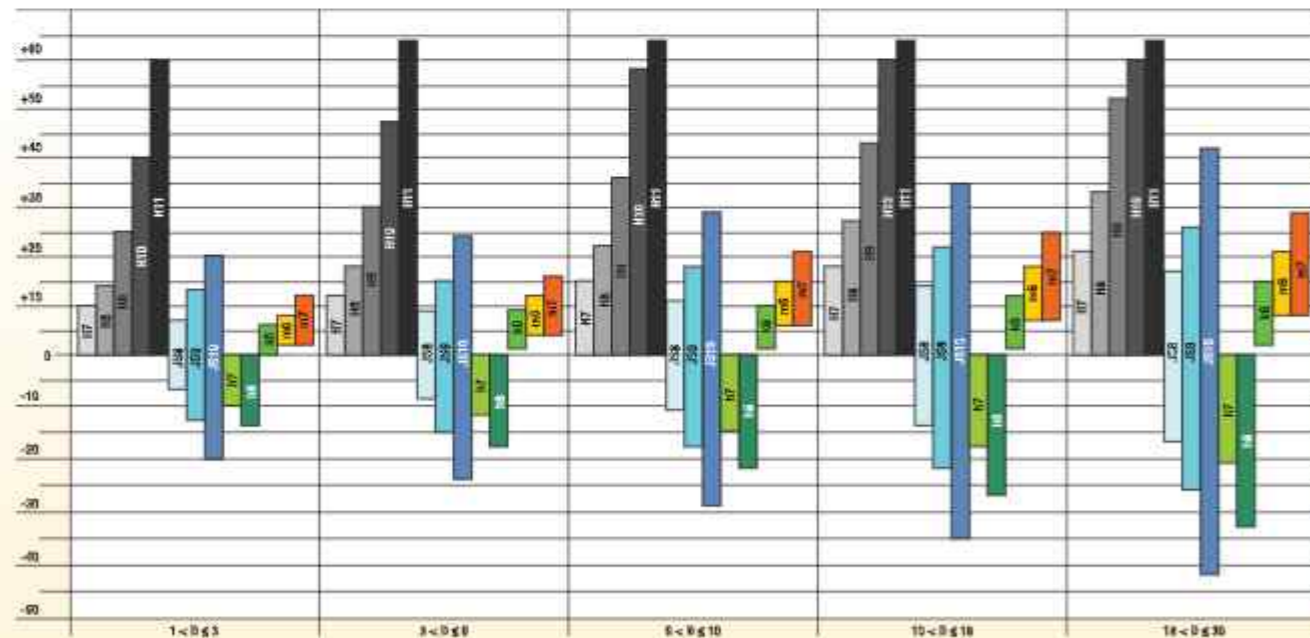


■ Holmaking Drilling Portfolio • Diameter Tolerances

Hole tolerances which can be achieved with solid carbide drills are listed in the table below.
 Achievable tolerances depend on the application (machining conditions, material etc.) and may deviate from the list below.
 Hole accuracy might decline with increasing drill length.
 Other drilling tolerances require special solid carbide drill solutions.

drill type	drill tolerance	hole tolerance	hole tolerance (best*)	drill series
GO	h6	JS10	JS9	B04*CPG, B05*CPG ≤ 3 mm
	h7	JS9	JS8	B04*CPG, B05*CPG ≥ 3 mm
TF	m7	H9	H8	B105
HP/SGL	m7	H8	H8	B21*SGL, B22*HP, B269*HP
YPC	m7	H8	H8	B25*YPC
SE	m7	H8	H8	B256
HPG/SGL	h7	JS9	JS8	B27*HPG, B27*KMG, B27*SGL
HPS	h7	JS9	JS8	B27*HPS, B27*KMS
HPS	m7	H9	H8	B28*HPS
Y-TECH	m7	H9	H8	B29*YPL
BF	h7	JS9	JS8	B343
SPF	m7	H10	H9	B53*SPF
TX	k6	H8	H7	B41* $\leq 5 \times D$
	k6	H9	H8	B41* $\geq 5 \times D$
DAL	k6	H8	H7	B54*, B55* $\leq 5 \times D$
	k6	H9	H8	B54*, B55* $\geq 5 \times D$
FB*	m7	H11	H9	B70*FBG, B70*FBL
	m7	H10	H8	B70*FBS
KMH	m7	H9	H8	B94*, B95*
KU	m7	H8	H8	B96*, B97*

* Can be achieved in very good conditions.



Achievable hole tolerance in µm per diameter range (mm).
 Tolerance table according to DIN EN ISO 286-1.

G0drill™

For Multiple Materials

Primary Application

The G0drill platform addresses drilling operations in a diameter range of 1–20mm in a broad variety of materials and applications such as fuel systems or medical components. Due to its very unique design, the G0drill platform expands the advantages of modular drills into the small diameter range: high-end grades, wear-indicator coating, and new, proprietary geometries enable full utilisation of the drill's tool life capacity. The G0drill platform qualifies as a very cost-effective, throwaway-type tool in the given diameter range.

Features and Benefits

G0drill Design

- Marginless design for reduced friction and heat — thus longer tool life.
- Very versatile tool works in a wide range of materials.
- Cost-effective, no regrind logistics.
- No setup.
- Throw away or recycle.
- Through-coolant option down to diameter 1mm.

CPG Point

- Optimised gashing design for microdrilling ensures free flow of chips in the centre of the drill.
- Excellent centring capabilities.
- Reduced axial forces.
- Good hole quality, roundness, and cylindricity for all materials.

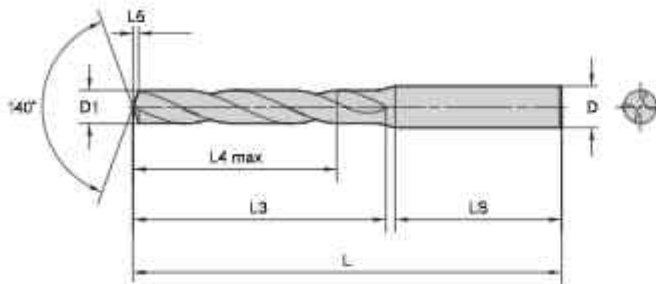
The high-performance solid carbide drill
tailored for very small- to medium-diameter
drilling applications.

KC7325™ Grade

The grade contains a double coating:

- The multilayer, TiAlN-based coating with high hot hardness enables the drill to run at high cutting speeds as well as in MQL applications.
- A TiN top layer serves as wear indicator for easier monitoring on small drills, which can be difficult to see.
- Improved visibility of wear helps to utilise the tool's full tool life capacity.





For information on L, L3, and L4 max, see the Solid Carbide Drills foldout table.



■ B041A/B042A • ~3 x D/~5 x D



● first choice
○ alternate choice

		D1 diameter		L5	L8	D
short • KC7325	long • KC7325	mm	in			
B041A01000CPG	B042A01000CPG	1,000	.0394	0,1	28	4
B041A01016CPG	B042A01016CPG	1,016	.0400	0,1	28	4
B041A01041CPG	B042A01041CPG	1,041	.0410	0,2	28	4
B041A01067CPG	B042A01067CPG	1,067	.0420	0,2	28	4
B041A01092CPG	B042A01092CPG *	1,092	.0430	0,2	28	4
B041A01100CPG	B042A01100CPG	1,100	.0433	0,2	28	4
B041A01181CPG	B042A01181CPG	1,181	.0465	0,2	28	4
B041A01191CPG	B042A01191CPG	1,191	.0469	0,2	28	4
B041A01200CPG	B042A01200CPG	1,200	.0472	0,2	28	4
B041A01300CPG	B042A01300CPG	1,300	.0512	0,2	28	4
B041A01321CPG	B042A01321CPG	1,321	.0520	0,2	28	4
B041A01397CPG	B042A01397CPG	1,397	.0550	0,2	28	4
B041A01400CPG	B042A01400CPG	1,400	.0551	0,2	28	4
B041A01500CPG	B042A01500CPG	1,500	.0591	0,2	28	4
B041A01600CPG	B042A01600CPG	1,600	.0630	0,2	28	4
B041A01700CPG	B042A01700CPG	1,700	.0669	0,3	28	4
B041A01800CPG	B042A01800CPG	1,800	.0709	0,3	28	4
B041A01900CPG	B042A01900CPG	1,900	.0748	0,3	28	4
B041A01984CPG	B042A01984CPG	1,984	.0781	0,3	28	4
B041A02000CPG	B042A02000CPG	2,000	.0787	0,3	28	4
B041A02100CPG	B042A02100CPG	2,100	.0827	0,3	28	4
B041A02200CPG	B042A02200CPG	2,200	.0866	0,3	28	4
B041A02300CPG	B042A02300CPG	2,300	.0906	0,4	28	4
B041A02383CPG	B042A02383CPG	2,383	.0938	0,4	28	4
B041A02400CPG	B042A02400CPG	2,400	.0945	0,4	28	4
B041A02439CPG	B042A02439CPG	2,439	.0960	0,4	28	4
B041A02489CPG	B042A02489CPG	2,489	.0980	0,4	28	4
B041A02500CPG	B042A02500CPG	2,500	.0984	0,4	28	4
B041A02578CPG	B042A02578CPG	2,578	.1015	0,4	28	4
B041A02600CPG	B042A02600CPG	2,600	.1024	0,4	28	4
B041A02642CPG	B042A02642CPG	2,642	.1040	0,4	28	4
B041A02700CPG	B042A02700CPG	2,700	.1063	0,4	28	4

(continued)

(B041A/B042A • -3 x D/-5 x D — continued)



● first choice
○ alternate choice

Solid Carbide Drills

		D1 diameter		L5	LS	D
short • KC7325	long • KC7325	mm	in			
B041A02705CPG	B042A02705CPG	2,705	.1065	0,4	28	4
B041A02779CPG	B042A02779CPG	2,779	.1094	0,4	28	4
B041A02800CPG	B042A02800CPG	2,800	.1102	0,5	28	4
B041A02820CPG	B042A02820CPG	2,820	.1110	0,5	28	4
B041A02870CPG	B042A02870CPG	2,870	.1130	0,5	28	4
B041A02900CPG	B042A02900CPG	2,900	.1142	0,5	28	4
B041A02947CPG	B042A02947CPG	2,947	.1160	0,5	28	4
B041A03000CPG	B042A03000CPG	3,000	.1181	0,5	36	6
B041A03048CPG	B042A03048CPG	3,048	.1200	0,5	36	6
B041A03100CPG	B042A03100CPG	3,100	.1220	0,5	36	6
B041A03175CPG	B042A03175CPG	3,175	.1250	0,5	36	6
B041A03200CPG	B042A03200CPG	3,200	.1260	0,5	36	6
B041A03264CPG	B042A03264CPG	3,264	.1285	0,5	36	6
B041A03300CPG	B042A03300CPG	3,300	.1299	0,5	36	6
B041A03400CPG	B042A03400CPG	3,400	.1339	0,6	36	6
B041A03455CPG	B042A03455CPG	3,455	.1360	0,6	36	6
B041A03500CPG	B042A03500CPG	3,500	.1378	0,6	36	6
B041A03571CPG	B042A03571CPG	3,571	.1406	0,6	36	6
B041A03600CPG	B042A03600CPG	3,600	.1417	0,6	36	6
B041A03658CPG	B042A03658CPG	3,658	.1440	0,6	36	6
B041A03700CPG	B042A03700CPG	3,700	.1457	0,6	36	6
B041A03734CPG	B042A03734CPG	3,734	.1470	0,6	36	6
B041A03800CPG	B042A03800CPG	3,800	.1498	0,6	36	6
B041A03900CPG	B042A03900CPG	3,900	.1535	0,6	36	6
B041A03970CPG	B042A03970CPG	3,970	.1563	0,7	36	6
B041A04000CPG	B042A04000CPG	4,000	.1575	0,7	36	6
B041A04039CPG	B042A04039CPG	4,039	.1590	0,7	36	6
B041A04090CPG	B042A04090CPG	4,090	.1610	0,7	36	6
B041A04100CPG	B042A04100CPG	4,100	.1614	0,7	36	6
B041A04200CPG	B042A04200CPG	4,200	.1654	0,7	36	6
B041A04217CPG	B042A04217CPG	4,217	.1660	0,7	36	6
B041A04300CPG	B042A04300CPG	4,300	.1693	0,7	36	6
B041A04366CPG	B042A04366CPG	4,366	.1719	0,7	36	6
B041A04400CPG	B042A04400CPG	4,400	.1732	0,7	36	6
B041A04500CPG	B042A04500CPG	4,500	.1772	0,7	36	6
B041A04600CPG	B042A04600CPG	4,600	.1811	0,8	36	6
B041A04623CPG	B042A04623CPG	4,623	.1820	0,8	36	6
B041A04700CPG	B042A04700CPG	4,700	.1850	0,8	36	6
B041A04763CPG	B042A04763CPG	4,763	.1875	0,8	36	6
B041A04800CPG	B042A04800CPG	4,800	.1890	0,8	36	6
B041A04852CPG	B042A04852CPG	4,852	.1910	0,8	36	6
B041A04900CPG	B042A04900CPG	4,900	.1929	0,8	36	6
B041A05000CPG	B042A05000CPG	5,000	.1969	0,8	36	6
B041A05100CPG	B042A05100CPG	5,100	.2008	0,8	36	6
B041A05106CPG	B042A05106CPG	5,106	.2010	0,8	36	6
B041A05159CPG	B042A05159CPG	5,159	.2031	0,9	36	6
B041A05200CPG	B042A05200CPG	5,200	.2047	0,9	36	6
B041A05300CPG	B042A05300CPG	5,300	.2087	0,9	36	6
B041A05400CPG	B042A05400CPG	5,400	.2126	0,9	36	6
B041A05410CPG	B042A05410CPG	5,410	.2130	0,9	36	6
B041A05500CPG	B042A05500CPG	5,500	.2165	0,9	36	6
B041A05558CPG	B042A05558CPG	5,558	.2188	0,9	36	6

(continued)

(B041A/B042A • -3 x D/-5 x D – continued)

Solid Carbide Drills



● first choice
○ alternate choice

		D1 diameter				
short • KC7325	long • KC7325	mm	in	L5	LS	D
B041A05600CPG	B042A05600CPG	5,600	.2205	0.9	36	6
B041A05616CPG	B042A05616CPG	5,616	.2211	0.9	36	6
B041A05700CPG	B042A05700CPG	5,700	.2244	1.0	36	6
B041A05800CPG	B042A05800CPG	5,800	.2283	1.0	36	6
B041A05900CPG	B042A05900CPG	5,900	.2323	1.0	36	6
B041A05954CPG	B042A05954CPG	5,954	.2344	1.0	36	6
B041A06000CPG	B042A06000CPG	6,000	.2362	1.0	36	6
B041A06100CPG	B042A06100CPG	6,100	.2402	1.0	36	8
B041A06200CPG	B042A06200CPG	6,200	.2441	1.0	36	8
B041A06300CPG	B042A06300CPG	6,300	.2480	1.1	36	8
B041A06350CPG	B042A06350CPG	6,350	.2500	1.1	36	8
B041A06400CPG	B042A06400CPG	6,400	.2520	1.1	36	8
B041A06500CPG	B042A06500CPG	6,500	.2559	1.1	36	8
B041A06528CPG	B042A06528CPG	6,528	.2570	1.1	36	8
B041A06600CPG	B042A06600CPG	6,600	.2598	1.1	36	8
B041A06630CPG	B042A06630CPG	6,630	.2610	1.1	36	8
B041A06700CPG	B042A06700CPG	6,700	.2638	1.1	36	8
B041A06746CPG	B042A06746CPG	6,746	.2656	1.1	36	8
B041A06800CPG	B042A06800CPG	6,800	.2677	1.1	36	8
B041A06900CPG	B042A06900CPG	6,900	.2717	1.2	36	8
B041A07000CPG	B042A07000CPG	7,000	.2756	1.2	36	8
B041A07100CPG	B042A07100CPG	7,100	.2795	1.2	36	8
B041A07145CPG	B042A07145CPG	7,145	.2813	1.2	36	8
B041A07200CPG	B042A07200CPG	7,200	.2835	1.2	36	8
B041A07300CPG	B042A07300CPG	7,300	.2874	1.2	36	8
B041A07400CPG	B042A07400CPG	7,400	.2913	1.3	36	8
B041A07500CPG	B042A07500CPG	7,500	.2953	1.3	36	8
B041A07541CPG	B042A07541CPG	7,541	.2969	1.3	36	8
B041A07600CPG	B042A07600CPG	7,600	.2992	1.3	36	8
B041A07700CPG	B042A07700CPG	7,700	.3031	1.3	36	8
B041A07800CPG	B042A07800CPG	7,800	.3071	1.3	36	8
B041A07900CPG	B042A07900CPG	7,900	.3110	1.3	36	8
B041A07938CPG	B042A07938CPG	7,938	.3125	1.3	36	8
B041A08000CPG	B042A08000CPG	8,000	.3150	1.4	36	8
B041A08100CPG	B042A08100CPG	8,100	.3189	1.4	40	10
B041A08200CPG	B042A08200CPG	8,200	.3228	1.4	40	10
B041A08300CPG	B042A08300CPG	8,300	.3268	1.4	40	10
B041A08334CPG	B042A08334CPG	8,334	.3281	1.4	40	10
B041A08400CPG	B042A08400CPG	8,400	.3307	1.4	40	10
B041A08433CPG	B042A08433CPG	8,433	.3320	1.4	40	10
B041A08500CPG	B042A08500CPG	8,500	.3346	1.4	40	10
B041A08600CPG	B042A08600CPG	8,600	.3386	1.5	40	10
B041A08700CPG	B042A08700CPG	8,700	.3425	1.5	40	10
B041A08733CPG	B042A08733CPG	8,733	.3438	1.5	40	10
B041A08800CPG	B042A08800CPG	8,800	.3465	1.5	40	10
B041A08900CPG	B042A08900CPG	8,900	.3504	1.5	40	10
B041A09000CPG	B042A09000CPG	9,000	.3543	1.5	40	10
B041A09100CPG	B042A09100CPG	9,100	.3583	1.5	40	10
B041A09129CPG	B042A09129CPG	9,129	.3594	1.6	40	10
B041A09200CPG	B042A09200CPG	9,200	.3622	1.6	40	10
B041A09300CPG	B042A09300CPG	9,300	.3661	1.6	40	10
B041A09347CPG	B042A09347CPG	9,347	.3680	1.6	40	10

(continued)

(B041A/B042A • -3 x D/-5 x D - continued)



● first choice
○ alternate choice

Solid Carbide Drills

		D1 diameter				
short • KC7325	long • KC7325	mm	in	LS	LS	D
B041A09400CPG	B042A09400CPG	9,400	.3701	1,6	40	10
B041A09500CPG	B042A09500CPG	9,500	.3740	1,6	40	10
B041A09525CPG	B042A09525CPG	9,525	.3750	1,6	40	10
B041A09600CPG	B042A09600CPG	9,600	.3780	1,6	40	10
B041A09700CPG	B042A09700CPG	9,700	.3819	1,7	40	10
B041A09800CPG	B042A09800CPG	9,800	.3858	1,7	40	10
B041A09900CPG	B042A09900CPG	9,900	.3898	1,7	40	10
B041A09921CPG	B042A09921CPG	9,921	.3906	1,7	40	10
B041A10000CPG	B042A10000CPG	10,000	.3937	1,7	40	10
B041A10100CPG	B042A10100CPG	10,100	.3976	1,7	45	12
B041A10200CPG	B042A10200CPG	10,200	.4016	1,7	45	12
B041A10300CPG	B042A10300CPG	10,300	.4055	1,8	45	12
B041A10320CPG	B042A10320CPG	10,320	.4063	1,8	45	12
B041A10400CPG	B042A10400CPG	10,400	.4094	1,8	45	12
B041A10500CPG	B042A10500CPG	10,500	.4134	1,8	45	12
B041A10600CPG	B042A10600CPG	10,600	.4173	1,8	45	12
B041A10700CPG	B042A10700CPG	10,700	.4213	1,8	45	12
B041A10716CPG	B042A10716CPG	10,716	.4219	1,8	45	12
B041A10800CPG	B042A10800CPG	10,800	.4252	1,8	45	12
B041A10900CPG	B042A10900CPG	10,900	.4291	1,9	45	12
B041A11000CPG	B042A11000CPG	11,000	.4331	1,9	45	12
B041A11100CPG	B042A11100CPG	11,100	.4370	1,9	45	12
B041A11113CPG	B042A11113CPG	11,113	.4375	1,9	45	12
B041A11200CPG	B042A11200CPG	11,200	.4409	1,9	45	12
B041A11300CPG	B042A11300CPG	11,300	.4449	1,9	45	12
B041A11400CPG	B042A11400CPG *	11,400	.4488	2,0	45	12
B041A11500CPG	B042A11500CPG	11,500	.4528	2,0	45	12
B041A11509CPG	B042A11509CPG	11,509	.4531	2,0	45	12
B041A11600CPG	B042A11600CPG	11,600	.4567	2,0	45	12
B041A11700CPG	B042A11700CPG	11,700	.4606	2,0	45	12
B041A11800CPG	B042A11800CPG	11,800	.4646	2,0	45	12
B041A11900CPG	B042A11900CPG	11,900	.4685	2,0	45	12
B041A11908CPG	B042A11908CPG	11,908	.4688	2,0	45	12
B041A12000CPG	B042A12000CPG	12,000	.4724	2,1	45	12
B041A12100CPG	B042A12100CPG	12,100	.4764	2,1	45	14
B041A12200CPG	B042A12200CPG	12,200	.4803	2,1	45	14
B041A12300CPG	B042A12300CPG	12,300	.4843	2,1	45	14
B041A12304CPG	B042A12304CPG	12,304	.4844	2,1	45	14
B041A12400CPG	B042A12400CPG *	12,400	.4882	2,1	45	14
B041A12500CPG	B042A12500CPG	12,500	.4921	2,1	45	14
B041A12600CPG	B042A12600CPG	12,600	.4961	2,2	45	14
B041A12700CPG	B042A12700CPG	12,700	.5000	2,2	45	14
B041A12800CPG	B042A12800CPG	12,800	.5039	2,2	45	14
B041A12900CPG	B042A12900CPG	12,900	.5079	2,2	45	14
B041A13000CPG	B042A13000CPG	13,000	.5118	2,2	45	14
B041A13096CPG	B042A13096CPG	13,096	.5156	2,3	45	14
B041A13100CPG	B042A13100CPG	13,100	.5157	2,3	45	14
B041A13200CPG	B042A13200CPG	13,200	.5197	2,3	45	14
B041A13300CPG	B042A13300CPG	13,300	.5236	2,3	45	14
B041A13400CPG	B042A13400CPG	13,400	.5276	2,3	45	14
B041A13500CPG	B042A13500CPG	13,500	.5315	2,3	45	14
B041A13600CPG	B042A13600CPG	13,600	.5354	2,3	45	14

(continued)

(B041A/B042A • -3 x D/-5 x D – continued)

Solid Carbide Drills



● first choice
○ alternate choice

D1 diameter

		D1 diameter		L5	LS	D
short • KC7325	long • KC7325	mm	in			
B041A13700CPG	B042A13700CPG	13,700	.5394	2,4	45	14
B041A13800CPG	B042A13800CPG	13,800	.5433	2,4	45	14
B041A13891CPG	B042A13891CPG	13,891	.5469	2,4	45	14
B041A13900CPG	B042A13900CPG	13,900	.5472	2,4	45	14
B041A14000CPG	B042A14000CPG	14,000	.5512	2,4	45	14
B041A14100CPG	B042A14100CPG	14,100	.5551	2,4	48	16
B041A14200CPG	B042A14200CPG	14,200	.5591	2,5	48	16
B041A14288CPG	B042A14288CPG	14,288	.5625	2,5	48	16
B041A14300CPG	B042A14300CPG	14,300	.5630	2,5	48	16
B041A14400CPG	B042A14400CPG	14,400	.5669	2,5	48	16
B041A14500CPG	B042A14500CPG	14,500	.5709	2,5	48	16
B041A14600CPG	B042A14600CPG	14,600	.5748	2,5	48	16
B041A14684CPG	B042A14684CPG	14,684	.5781	2,5	48	16
B041A14700CPG	B042A14700CPG	14,700	.5787	2,5	48	16
B041A14800CPG	B042A14800CPG	14,800	.5827	2,6	48	16
B041A14900CPG	B042A14900CPG	14,900	.5866	2,6	48	16
B041A15000CPG	B042A15000CPG	15,000	.5906	2,6	48	16
B041A15083CPG	B042A15083CPG	15,083	.5938	2,6	48	16
B041A15100CPG	B042A15100CPG	15,100	.5945	2,6	48	16
B041A15200CPG	B042A15200CPG	15,200	.5984	2,6	48	16
B041A15300CPG	B042A15300CPG	15,300	.6024	2,6	48	16
B041A15400CPG	B042A15400CPG	15,400	.6063	2,7	48	16
B041A15479CPG	B042A15479CPG	15,479	.6094	2,7	48	16
B041A15500CPG	B042A15500CPG	15,500	.6102	2,7	48	16
B041A15600CPG	B042A15600CPG	15,600	.6142	2,7	48	16
B041A15700CPG	B042A15700CPG	15,700	.6181	2,7	48	16
B041A15800CPG	B042A15800CPG	15,800	.6220	2,7	48	16
B041A15875CPG	B042A15875CPG	15,875	.6250	2,7	48	16
B041A15900CPG	B042A15900CPG	15,900	.6260	2,8	48	16
B041A16000CPG	B042A16000CPG	16,000	.6299	2,8	48	16
B041A16100CPG	B042A16100CPG	16,100	.6339	2,8	48	18
B041A16200CPG	B042A16200CPG	16,200	.6378	2,8	48	18
B041A16271CPG	B042A16271CPG	16,271	.6406	2,8	48	18
B041A16300CPG	B042A16300CPG	16,300	.6417	2,8	48	16
B041A16400CPG	B042A16400CPG	16,400	.6457	2,8	48	18
B041A16500CPG	B042A16500CPG	16,500	.6496	2,9	48	18
B041A16600CPG	B042A16600CPG	16,600	.6535	2,9	48	18
B041A16670CPG	B042A16670CPG	16,670	.6563	2,9	48	18
B041A16700CPG	B042A16700CPG	16,700	.6575	2,9	48	18
B041A16800CPG	B042A16800CPG	16,800	.6614	2,9	48	18
B041A16900CPG	B042A16900CPG	16,900	.6654	2,9	48	18
B041A17000CPG	B042A17000CPG	17,000	.6693	2,9	48	18
B041A17100CPG	B042A17100CPG	17,100	.6732	3,0	48	18
B041A17200CPG	B042A17200CPG	17,200	.6772	3,0	48	16
B041A17300CPG	B042A17300CPG	17,300	.6811	3,0	48	18
B041A17400CPG	B042A17400CPG	17,400	.6850	3,0	48	18
B041A17463CPG	B042A17463CPG	17,463	.6875	3,0	48	18
B041A17500CPG	B042A17500CPG	17,500	.6890	3,0	48	18
B041A17600CPG	B042A17600CPG	17,600	.6929	3,1	48	18
B041A17700CPG	B042A17700CPG	17,700	.6969	3,1	48	18
B041A17800CPG	B042A17800CPG	17,800	.7008	3,1	48	18
B041A17859CPG	B042A17859CPG	17,859	.7031	3,1	48	18

(continued)

(B041A/B042A • -3 x D/-5 x D - continued)

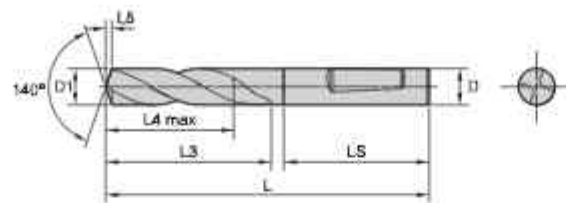


● first choice
○ alternate choice

Solid Carbide Drills

		D1 diameter		L5	LS	D
short • KC7325	long • KC7325	mm	in			
B041A17900CPG	B042A17900CPG	17,900	.7047	3,1	48	18
B041A18000CPG	B042A18000CPG	18,000	.7087	3,1	48	18
B041A18100CPG	B042A18100CPG	18,100	.7126	3,1	50	20
B041A18200CPG	B042A18200CPG	18,200	.7165	3,2	50	20
B041A18258CPG	B042A18258CPG	18,258	.7188	3,2	50	20
B041A18300CPG	B042A18300CPG	18,300	.7205	3,2	50	20
B041A18400CPG	B042A18400CPG	18,400	.7244	3,2	50	20
B041A18500CPG	B042A18500CPG	18,500	.7283	3,2	50	20
B041A18600CPG	B042A18600CPG	18,600	.7323	3,2	50	20
B041A18654CPG	B042A18654CPG	18,654	.7344	3,2	50	20
B041A18700CPG	B042A18700CPG	18,700	.7362	3,2	50	20
B041A18800CPG	B042A18800CPG	18,800	.7402	3,3	50	20
B041A18900CPG	B042A18900CPG	18,900	.7441	3,3	50	20
B041A19000CPG	B042A19000CPG	19,000	.7480	3,3	50	20
B041A19050CPG	B042A19050CPG	19,050	.7500	3,3	50	20
B041A19100CPG	B042A19100CPG	19,100	.7520	3,3	50	20
B041A19200CPG	B042A19200CPG	19,200	.7559	3,3	50	20
B041A19300CPG	B042A19300CPG	19,300	.7598	3,4	50	20
B041A19400CPG	B042A19400CPG	19,400	.7638	3,4	50	20
B041A19500CPG	B042A19500CPG	19,500	.7677	3,4	50	20
B041A19600CPG	B042A19600CPG	19,600	.7717	3,4	50	20
B041A19700CPG	B042A19700CPG	19,700	.7756	3,4	50	20
B041A19800CPG	B042A19800CPG	19,800	.7795	3,4	50	20
B041A19900CPG	B042A19900CPG	19,900	.7835	3,5	50	20
B041A20000CPG	B042A20000CPG	20,000	.7874	3,5	50	20

NOTE: *Made-to-order standard item. Standard pricing, manufacturing lead time, and minimum order quantity applies.



For information on L, L3, and L4 max, see the Solid Carbide Drills foldout table.



■ B041F/B042F • ~3 x D/~5 x D



● first choice
○ alternate choice

		D1 diameter		L5	LS	D
short • KC7325	long • KC7325	mm	in			
B041F03000CPG	B042F03000CPG	3,000	.1181	0,5	36	6
B041F03100CPG	B042F03100CPG	3,100	.1220	0,5	36	6
B041F03200CPG	B042F03200CPG	3,200	.1260	0,5	36	6
B041F03300CPG	B042F03300CPG	3,300	.1299	0,5	36	6
B041F03400CPG	B042F03400CPG	3,400	.1339	0,6	36	6
B041F03500CPG	B042F03500CPG	3,500	.1378	0,6	36	6
B041F03600CPG	B042F03600CPG	3,600	.1417	0,6	36	6
B041F03700CPG	B042F03700CPG	3,700	.1457	0,6	36	6
B041F03800CPG	B042F03800CPG	3,800	.1496	0,6	36	6
B041F03900CPG	B042F03900CPG	3,900	.1535	0,6	36	6
B041F04000CPG	B042F04000CPG	4,000	.1575	0,7	36	6
B041F04100CPG	B042F04100CPG	4,100	.1614	0,7	36	6
B041F04200CPG	B042F04200CPG	4,200	.1654	0,7	36	6
B041F04300CPG	B042F04300CPG	4,300	.1693	0,7	36	6
B041F04400CPG	B042F04400CPG	4,400	.1732	0,7	36	6
B041F04500CPG	B042F04500CPG	4,500	.1772	0,7	36	6
B041F04600CPG	B042F04600CPG	4,600	.1811	0,8	36	6
B041F04700CPG	B042F04700CPG	4,700	.1850	0,8	36	6
B041F04800CPG	B042F04800CPG	4,800	.1890	0,8	36	6
B041F04900CPG	B042F04900CPG	4,900	.1929	0,8	36	6
B041F05000CPG	B042F05000CPG	5,000	.1969	0,8	36	6
B041F05100CPG	B042F05100CPG	5,100	.2008	0,8	36	6
B041F05200CPG	B042F05200CPG	5,200	.2047	0,9	36	6
B041F05300CPG	B042F05300CPG	5,300	.2087	0,9	36	6
B041F05400CPG	B042F05400CPG	5,400	.2126	0,9	36	6
B041F05500CPG	B042F05500CPG	5,500	.2165	0,9	36	6
B041F05600CPG	B042F05600CPG	5,600	.2205	0,9	36	6
B041F05700CPG	B042F05700CPG	5,700	.2244	1,0	36	6
B041F05800CPG	B042F05800CPG	5,800	.2283	1,0	36	6
B041F05900CPG	B042F05900CPG	5,900	.2323	1,0	36	6
B041F06000CPG	B042F06000CPG	6,000	.2362	1,0	36	6
B041F06100CPG	B042F06100CPG	6,100	.2402	1,0	36	8
B041F06200CPG	B042F06200CPG	6,200	.2441	1,0	36	8
B041F06300CPG	B042F06300CPG	6,300	.2480	1,1	36	8
B041F06400CPG	B042F06400CPG	6,400	.2520	1,1	36	8
B041F06500CPG	B042F06500CPG	6,500	.2559	1,1	36	8

(continued)

(B041F/B042F • 3 x D / -5 x D — continued)



● first choice
○ alternate choice

Solid Carbide Drills

		D1 diameter		L5	LS	D
short • KC7325	long • KC7325	mm	in			
B041F06600CPG	B042F06600CPG	6,600	.2598	1,1	36	8
B041F06700CPG	B042F06700CPG	6,700	.2638	1,1	36	8
B041F06800CPG	B042F06800CPG	6,800	.2677	1,1	36	8
B041F06900CPG	B042F06900CPG	6,900	.2717	1,2	36	8
B041F07000CPG	B042F07000CPG	7,000	.2756	1,2	36	8
B041F07100CPG	B042F07100CPG	7,100	.2795	1,2	36	8
B041F07200CPG	B042F07200CPG	7,200	.2835	1,2	36	8
B041F07300CPG	B042F07300CPG	7,300	.2874	1,2	36	8
B041F07400CPG	B042F07400CPG	7,400	.2913	1,3	36	8
B041F07500CPG	B042F07500CPG	7,500	.2953	1,3	36	8
B041F07600CPG	B042F07600CPG	7,600	.2992	1,3	36	8
B041F07700CPG	B042F07700CPG	7,700	.3031	1,3	36	8
B041F07800CPG	B042F07800CPG	7,800	.3071	1,3	36	8
B041F07900CPG	B042F07900CPG	7,900	.3110	1,3	36	8
B041F08000CPG	B042F08000CPG	8,000	.3150	1,4	36	8
B041F08100CPG	B042F08100CPG	8,100	.3189	1,4	40	10
B041F08200CPG	B042F08200CPG	8,200	.3228	1,4	40	10
B041F08300CPG	B042F08300CPG	8,300	.3268	1,4	40	10
B041F08400CPG	B042F08400CPG	8,400	.3307	1,4	40	10
B041F08500CPG	B042F08500CPG	8,500	.3346	1,4	40	10
B041F08600CPG	B042F08600CPG	8,600	.3386	1,5	40	10
B041F08700CPG	B042F08700CPG	8,700	.3425	1,5	40	10
B041F08800CPG	B042F08800CPG	8,800	.3465	1,5	40	10
B041F08900CPG	B042F08900CPG	8,900	.3504	1,5	40	10
B041F09000CPG	B042F09000CPG	9,000	.3543	1,5	40	10
B041F09100CPG	B042F09100CPG	9,100	.3583	1,5	40	10
B041F09200CPG	B042F09200CPG	9,200	.3622	1,6	40	10
B041F09300CPG	B042F09300CPG	9,300	.3661	1,6	40	10
B041F09400CPG	B042F09400CPG	9,400	.3701	1,6	40	10
B041F09500CPG	B042F09500CPG	9,500	.3740	1,6	40	10
B041F09600CPG	B042F09600CPG	9,600	.3780	1,6	40	10
B041F09700CPG	B042F09700CPG	9,700	.3819	1,7	40	10
B041F09800CPG	B042F09800CPG	9,800	.3858	1,7	40	10
B041F09900CPG	B042F09900CPG	9,900	.3898	1,7	40	10
B041F10000CPG	B042F10000CPG	10,000	.3937	1,7	40	10
B041F10100CPG	B042F10100CPG	10,100	.3976	1,7	45	12
B041F10200CPG	B042F10200CPG	10,200	.4016	1,7	45	12
B041F10300CPG	B042F10300CPG	10,300	.4055	1,8	45	12
B041F10400CPG	B042F10400CPG	10,400	.4094	1,8	45	12
B041F10500CPG	B042F10500CPG	10,500	.4134	1,8	45	12
B041F10600CPG	B042F10600CPG	10,600	.4173	1,8	45	12
B041F10700CPG	B042F10700CPG	10,700	.4213	1,8	45	12
B041F10800CPG	B042F10800CPG	10,800	.4252	1,8	45	12
B041F10900CPG	B042F10900CPG	10,900	.4291	1,9	45	12
B041F11000CPG	B042F11000CPG	11,000	.4331	1,9	45	12
B041F11100CPG	B042F11100CPG	11,100	.4370	1,9	45	12
B041F11200CPG	B042F11200CPG	11,200	.4409	1,9	45	12
B041F11300CPG	B042F11300CPG	11,300	.4449	1,9	45	12
B041F11400CPG	B042F11400CPG	11,400	.4488	2,0	45	12
B041F11500CPG	B042F11500CPG	11,500	.4528	2,0	45	12
B041F11600CPG	B042F11600CPG	11,600	.4567	2,0	45	12
B041F11700CPG	B042F11700CPG	11,700	.4606	2,0	45	12

(continued)

(B041F/B042F • -3 x D/-5 x D — continued)

Solid Carbide Drills



● first choice
○ alternate choice

		D1 diameter		L5	LS	D
short • KC7325	long • KC7325	mm	in			
B041F11800CPG	B042F11800CPG	11,800	.4646	2.0	45	12
B041F11900CPG	B042F11900CPG	11,900	.4685	2.0	45	12
B041F12000CPG	B042F12000CPG	12,000	.4724	2.1	45	12
B041F12100CPG	B042F12100CPG	12,100	.4764	2.1	45	14
B041F12200CPG	B042F12200CPG	12,200	.4803	2.1	45	14
B041F12300CPG	B042F12300CPG	12,300	.4843	2.1	45	14
B041F12400CPG	B042F12400CPG	12,400	.4882	2.1	45	14
B041F12500CPG	B042F12500CPG	12,500	.4921	2.1	45	14
B041F12600CPG	B042F12600CPG	12,600	.4961	2.2	45	14
B041F12700CPG	B042F12700CPG	12,700	.5000	2.2	45	14
B041F12800CPG	B042F12800CPG	12,800	.5039	2.2	45	14
B041F12900CPG	B042F12900CPG	12,900	.5079	2.2	45	14
B041F13000CPG	B042F13000CPG	13,000	.5118	2.2	45	14
B041F13100CPG	B042F13100CPG	13,100	.5157	2.3	45	14
B041F13200CPG	B042F13200CPG	13,200	.5197	2.3	45	14
B041F13300CPG	B042F13300CPG	13,300	.5236	2.3	45	14
B041F13400CPG	B042F13400CPG	13,400	.5276	2.3	45	14
B041F13500CPG	B042F13500CPG	13,500	.5315	2.3	45	14
B041F13600CPG	B042F13600CPG	13,600	.5354	2.3	45	14
B041F13700CPG	B042F13700CPG	13,700	.5394	2.4	45	14
B041F13800CPG	B042F13800CPG	13,800	.5433	2.4	45	14
B041F13900CPG	B042F13900CPG	13,900	.5472	2.4	45	14
B041F14000CPG	B042F14000CPG	14,000	.5512	2.4	45	14
B041F14100CPG	B042F14100CPG	14,100	.5551	2.4	48	16
B041F14200CPG	B042F14200CPG	14,200	.5591	2.5	48	16
B041F14300CPG	B042F14300CPG	14,300	.5630	2.5	48	16
B041F14400CPG	B042F14400CPG	14,400	.5669	2.5	48	16
B041F14500CPG	B042F14500CPG	14,500	.5709	2.5	48	16
B041F14600CPG	B042F14600CPG	14,600	.5748	2.5	48	16
B041F14700CPG	B042F14700CPG	14,700	.5787	2.5	48	16
B041F14800CPG	B042F14800CPG	14,800	.5827	2.6	48	16
B041F14900CPG	B042F14900CPG	14,900	.5866	2.6	48	16
B041F15000CPG	B042F15000CPG	15,000	.5906	2.6	48	16
B041F15100CPG	B042F15100CPG	15,100	.5945	2.6	48	16
B041F15200CPG	B042F15200CPG	15,200	.5984	2.6	48	16
B041F15300CPG	B042F15300CPG	15,300	.6024	2.6	48	16
B041F15400CPG	B042F15400CPG	15,400	.6063	2.7	48	16
B041F15500CPG	B042F15500CPG	15,500	.6102	2.7	48	16
B041F15600CPG	B042F15600CPG	15,600	.6142	2.7	48	16
B041F15700CPG	B042F15700CPG	15,700	.6181	2.7	48	16
B041F15800CPG	B042F15800CPG	15,800	.6220	2.7	48	16
B041F15900CPG	B042F15900CPG	15,900	.6260	2.8	48	16
B041F16000CPG	B042F16000CPG	16,000	.6299	2.8	48	16
B041F16100CPG	B042F16100CPG	16,100	.6339	2.8	48	18
B041F16200CPG	B042F16200CPG	16,200	.6378	2.8	48	16
B041F16300CPG	B042F16300CPG	16,300	.6417	2.8	48	18
B041F16400CPG	B042F16400CPG	16,400	.6457	2.8	48	18
B041F16500CPG	B042F16500CPG	16,500	.6496	2.9	48	16
B041F16600CPG	B042F16600CPG	16,600	.6535	2.9	48	18
B041F16700CPG	B042F16700CPG	16,700	.6575	2.9	48	18
B041F16800CPG	B042F16800CPG	16,800	.6614	2.9	48	18
B041F16900CPG	B042F16900CPG	16,900	.6654	2.9	48	18

(continued)

(B041F/B042F • 3 x D / -5 x D — continued)



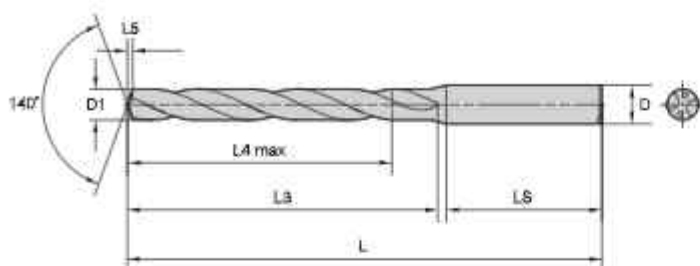
● first choice
○ alternate choice

Solid Carbide Drills

		D1 diameter		L5	LS	D
short • KC7325	long • KC7325	mm	in			
B041F1700CPG	B042F1700CPG	17,000	.6693	2,9	48	18
B041F1710CPG	B042F1710CPG	17,100	.6732	3,0	48	18
B041F1720CPG	B042F1720CPG	17,200	.6772	3,0	48	18
B041F1730CPG	B042F1730CPG	17,300	.6811	3,0	48	18
B041F1740CPG	B042F1740CPG	17,400	.6850	3,0	48	18
B041F1750CPG	B042F1750CPG	17,500	.6890	3,0	48	18
B041F1760CPG	B042F1760CPG	17,600	.6929	3,1	48	18
B041F1770CPG	B042F1770CPG	17,700	.6969	3,1	48	18
B041F1780CPG	B042F1780CPG	17,800	.7008	3,1	48	18
B041F1790CPG	B042F1790CPG	17,900	.7047	3,1	48	18
B041F1800CPG	B042F1800CPG	18,000	.7087	3,1	48	18
B041F1810CPG	B042F1810CPG	18,100	.7126	3,1	50	20
B041F1820CPG	B042F1820CPG	18,200	.7165	3,2	50	20
B041F1830CPG	B042F1830CPG	18,300	.7205	3,2	50	20
B041F1840CPG	B042F1840CPG	18,400	.7244	3,2	50	20
B041F1850CPG	B042F1850CPG	18,500	.7283	3,2	50	20
B041F1860CPG	B042F1860CPG	18,600	.7323	3,2	50	20
B041F1870CPG	B042F1870CPG	18,700	.7362	3,2	50	20
B041F1880CPG	B042F1880CPG	18,800	.7402	3,3	50	20
B041F1890CPG	B042F1890CPG	18,900	.7441	3,3	50	20
B041F1900CPG	B042F1900CPG	19,000	.7480	3,3	50	20
B041F1910CPG	B042F1910CPG	19,100	.7520	3,3	50	20
B041F1920CPG	B042F1920CPG	19,200	.7559	3,3	50	20
B041F1930CPG	B042F1930CPG	19,300	.7598	3,4	50	20
B041F1940CPG	B042F1940CPG	19,400	.7638	3,4	50	20
B041F1950CPG	B042F1950CPG	19,500	.7677	3,4	50	20
B041F1960CPG	B042F1960CPG	19,600	.7717	3,4	50	20
B041F1970CPG	B042F1970CPG	19,700	.7756	3,4	50	20
B041F1980CPG	B042F1980CPG	19,800	.7795	3,4	50	20
B041F1990CPG	B042F1990CPG	19,900	.7835	3,5	50	20
B041F2000CPG	B042F2000CPG	20,000	.7874	3,5	50	20

Tolerance • Metric

nominal size range	D1 tolerance	D tolerance h6
1-3	0,000/-0,014 (h6)	0,000/-0,006
>3-6	0,000/-0,012 (h7)	0,000/-0,008
>6-10	0,000/-0,015 (h7)	0,000/-0,009
>10-18	0,000/-0,018 (h7)	0,000/-0,011
>18-20	0,000/-0,021 (h7)	0,000/-0,013



For information on L, L3, and L4 max, see the Solid Carbide Drills foldout table.



• B051A/B052A/B053A • ~3 x D/~5 x D/~8 x D



• first choice
○ alternate choice

			D1 diameter		L5	LS	D
short • KC7325	long • KC7325	extra long • KC7325	mm	in			
-	-	B053A01000CPG	1,000	.0394	0,1	28	4
-	-	B053A01016CPG	1,016	.0400	0,1	28	4
-	-	B053A01067CPG	1,067	.0420	0,2	28	4
-	-	B053A01100CPG	1,100	.0433	0,2	28	4
-	-	B053A01181CPG	1,181	.0465	0,2	28	4
-	-	B053A01191CPG	1,191	.0469	0,2	28	4
-	-	B053A01200CPG	1,200	.0472	0,2	28	4
-	-	B053A01300CPG	1,300	.0512	0,2	28	4
-	-	B053A01321CPG	1,321	.0520	0,2	28	4
-	-	B053A01397CPG	1,397	.0550	0,2	28	4
-	-	B053A01400CPG	1,400	.0551	0,2	28	4
-	-	B053A01500CPG	1,500	.0591	0,2	28	4
B051A01500CPG	B052A01500CPG	B053A01500CPG	1,500	.0591	0,2	28	4
B051A01600CPG	B052A01600CPG	B053A01600CPG	1,600	.0630	0,2	28	4
B051A01700CPG	B052A01700CPG	B053A01700CPG	1,700	.0669	0,3	28	4
B051A01800CPG	B052A01800CPG	B053A01800CPG	1,800	.0709	0,3	28	4
B051A01900CPG	B052A01900CPG	B053A01900CPG	1,900	.0748	0,3	28	4
B051A01984CPG	B052A01984CPG	B053A01984CPG	1,984	.0781	0,3	28	4
B051A02000CPG	B052A02000CPG	B053A02000CPG	2,000	.0787	0,3	28	4
B051A02100CPG	B052A02100CPG	B053A02100CPG	2,100	.0827	0,3	28	4
B051A02200CPG	B052A02200CPG	B053A02200CPG	2,200	.0866	0,3	28	4
B051A02300CPG	B052A02300CPG	B053A02300CPG	2,300	.0906	0,4	28	4
B051A02383CPG	B052A02383CPG	B053A02383CPG	2,383	.0938	0,4	28	4
B051A02400CPG	B052A02400CPG	B053A02400CPG	2,400	.0945	0,4	28	4
B051A02439CPG	B052A02439CPG	B053A02439CPG	2,439	.0960	0,4	28	4
B051A02489CPG	B052A02489CPG	B053A02489CPG	2,489	.0980	0,4	28	4
B051A02500CPG	B052A02500CPG	B053A02500CPG	2,500	.0984	0,4	28	4
B051A02578CPG	B052A02578CPG	B053A02578CPG	2,578	.1015	0,4	28	4
B051A02600CPG	B052A02600CPG	B053A02600CPG	2,600	.1024	0,4	28	4
B051A02642CPG	B052A02642CPG	B053A02642CPG	2,642	.1040	0,4	28	4
B051A02700CPG	B052A02700CPG	B053A02700CPG	2,700	.1063	0,4	28	4
B051A02705CPG	B052A02705CPG	B053A02705CPG	2,705	.1065	0,4	28	4
B051A02779CPG	B052A02779CPG	B053A02779CPG	2,779	.1094	0,4	28	4
B051A02800CPG	B052A02800CPG	B053A02800CPG	2,800	.1102	0,5	28	4
B051A02820CPG	B052A02820CPG	B053A02820CPG	2,820	.1110	0,5	28	4
B051A02870CPG	B052A02870CPG	B053A02870CPG	2,870	.1130	0,5	28	4
B051A02900CPG	B052A02900CPG	B053A02900CPG	2,900	.1142	0,5	28	4

(continued)

(B051A/B052A/B053A • -3 x D/-5 x D/-8 x D — continued)



● first choice
○ alternate choice

	short • KC7325	long • KC7325	extra long • KC7325	D1 diameter		L5	LS	D
				mm	in			
B051A02947CPG	B052A02947CPG	B053A02947CPG	2,947	.1160	0,5	28	4	
B051A03000CPG	B052A03000CPG	B053A03000CPG	3,000	.1181	0,5	36	6	
B051A03048CPG	B052A03048CPG	B053A03048CPG	3,048	.1200	0,5	36	6	
B051A03100CPG	B052A03100CPG	B053A03100CPG	3,100	.1220	0,5	36	6	
B051A03175CPG	B052A03175CPG	B053A03175CPG	3,175	.1250	0,5	36	6	
B051A03200CPG	B052A03200CPG	B053A03200CPG	3,200	.1260	0,5	36	6	
B051A03264CPG	B052A03264CPG	B053A03264CPG	3,264	.1285	0,5	36	6	
B051A03300CPG	B052A03300CPG	B053A03300CPG	3,300	.1299	0,5	36	6	
B051A03400CPG	B052A03400CPG	B053A03400CPG	3,400	.1339	0,6	36	6	
B051A03455CPG	B052A03455CPG	B053A03455CPG	3,455	.1360	0,6	36	6	
B051A03500CPG	B052A03500CPG	B053A03500CPG	3,500	.1378	0,6	36	6	
B051A03571CPG	B052A03571CPG	B053A03571CPG	3,571	.1406	0,6	36	6	
B051A03600CPG	B052A03600CPG	B053A03600CPG	3,600	.1417	0,6	36	6	
B051A03658CPG	B052A03658CPG	B053A03658CPG	3,658	.1440	0,6	36	6	
B051A03700CPG	B052A03700CPG	B053A03700CPG	3,700	.1457	0,6	36	6	
B051A03734CPG	B052A03734CPG	B053A03734CPG	3,734	.1470	0,6	36	6	
B051A03800CPG	B052A03800CPG	B053A03800CPG	3,800	.1496	0,6	36	6	
B051A03900CPG	B052A03900CPG	B053A03900CPG	3,900	.1535	0,6	36	6	
B051A03970CPG	B052A03970CPG	B053A03970CPG	3,970	.1563	0,7	36	6	
B051A04000CPG	B052A04000CPG	B053A04000CPG	4,000	.1575	0,7	36	6	
B051A04039CPG	B052A04039CPG	B053A04039CPG	4,039	.1590	0,7	36	6	
B051A04090CPG	B052A04090CPG	B053A04090CPG	4,090	.1610	0,7	36	6	
B051A04100CPG	B052A04100CPG	B053A04100CPG	4,100	.1614	0,7	36	6	
B051A04200CPG	B052A04200CPG	B053A04200CPG	4,200	.1654	0,7	36	6	
B051A04217CPG	B052A04217CPG	B053A04217CPG	4,217	.1660	0,7	36	6	
B051A04300CPG	B052A04300CPG	B053A04300CPG	4,300	.1693	0,7	36	6	
B051A04366CPG	B052A04366CPG	B053A04366CPG	4,366	.1719	0,7	36	6	
B051A04400CPG	B052A04400CPG	B053A04400CPG	4,400	.1732	0,7	36	6	
B051A04500CPG	B052A04500CPG	B053A04500CPG	4,500	.1772	0,7	36	6	
B051A04600CPG	B052A04600CPG	B053A04600CPG	4,600	.1811	0,8	36	6	
B051A04623CPG	B052A04623CPG	B053A04623CPG	4,623	.1820	0,8	36	6	
B051A04700CPG	B052A04700CPG	B053A04700CPG	4,700	.1850	0,8	36	6	
B051A04763CPG	B052A04763CPG	B053A04763CPG	4,763	.1875	0,8	36	6	
B051A04800CPG	B052A04800CPG	B053A04800CPG	4,800	.1890	0,8	36	6	
B051A04852CPG	B052A04852CPG	B053A04852CPG	4,852	.1910	0,8	36	6	
B051A04900CPG	B052A04900CPG	B053A04900CPG	4,900	.1929	0,8	36	6	
B051A05000CPG	B052A05000CPG	B053A05000CPG	5,000	.1969	0,8	36	6	
B051A05100CPG	B052A05100CPG	B053A05100CPG	5,100	.2008	0,8	36	6	
B051A05106CPG	B052A05106CPG	B053A05106CPG	5,106	.2010	0,8	36	6	
B051A05159CPG	B052A05159CPG	B053A05159CPG	5,159	.2031	0,9	36	6	
B051A05200CPG	B052A05200CPG	B053A05200CPG	5,200	.2047	0,9	36	6	
B051A05300CPG	B052A05300CPG	B053A05300CPG	5,300	.2087	0,9	36	6	
B051A05400CPG	B052A05400CPG	B053A05400CPG	5,400	.2126	0,9	36	6	
B051A05410CPG	B052A05410CPG	B053A05410CPG	5,410	.2130	0,9	36	6	
B051A05500CPG	B052A05500CPG	B053A05500CPG	5,500	.2165	0,9	36	6	
B051A05558CPG	B052A05558CPG	B053A05558CPG	5,558	.2188	0,9	36	6	
B051A05600CPG	B052A05600CPG	B053A05600CPG	5,600	.2205	0,9	36	6	
B051A05616CPG	B052A05616CPG	B053A05616CPG	5,616	.2211	0,9	36	6	
B051A05700CPG	B052A05700CPG	B053A05700CPG	5,700	.2244	1,0	36	6	
B051A05800CPG	B052A05800CPG	B053A05800CPG	5,800	.2283	1,0	36	6	
B051A05900CPG	B052A05900CPG	B053A05900CPG	5,900	.2323	1,0	36	6	
B051A05954CPG	B052A05954CPG	B053A05954CPG	5,954	.2344	1,0	36	6	

(continued)

Solid Carbide Drills

(B051A/B052A/B053A • -3 x D/-5 x D/-8 x D — continued)

Solid Carbide Drills



● first choice
○ alternate choice

			D1 diameter		L5	LS	D
short • KC7325	long • KC7325	extra long • KC7325	mm	in			
B051A06000CPG	B052A06000CPG	B053A06000CPG	6,000	.2362	1,0	36	6
B051A06100CPG	B052A06100CPG	B053A06100CPG	6,100	.2402	1,0	36	6
B051A06200CPG	B052A06200CPG	B053A06200CPG	6,200	.2441	1,0	36	8
B051A06300CPG	B052A06300CPG	B053A06300CPG	6,300	.2480	1,1	36	8
B051A06350CPG	B052A06350CPG	B053A06350CPG	6,350	.2500	1,1	36	8
B051A06400CPG	B052A06400CPG	B053A06400CPG	6,400	.2520	1,1	36	8
B051A06500CPG	B052A06500CPG	B053A06500CPG	6,500	.2559	1,1	36	8
B051A06528CPG	B052A06528CPG	B053A06528CPG	6,528	.2570	1,1	36	8
B051A06600CPG	B052A06600CPG	B053A06600CPG	6,600	.2598	1,1	36	8
B051A06630CPG	B052A06630CPG	B053A06630CPG	6,630	.2610	1,1	36	8
B051A06700CPG	B052A06700CPG	B053A06700CPG	6,700	.2638	1,1	36	8
B051A06746CPG	B052A06746CPG	B053A06746CPG	6,746	.2656	1,1	36	8
B051A06800CPG	B052A06800CPG	B053A06800CPG	6,800	.2677	1,1	36	8
B051A06900CPG	B052A06900CPG	B053A06900CPG	6,900	.2717	1,2	36	8
B051A07000CPG	B052A07000CPG	B053A07000CPG	7,000	.2756	1,2	36	8
B051A07100CPG	B052A07100CPG	B053A07100CPG	7,100	.2795	1,2	36	8
B051A07145CPG	B052A07145CPG	B053A07145CPG	7,145	.2813	1,2	36	8
B051A07200CPG	B052A07200CPG	B053A07200CPG	7,200	.2835	1,2	36	8
B051A07300CPG	B052A07300CPG	B053A07300CPG	7,300	.2874	1,2	36	8
B051A07400CPG	B052A07400CPG	B053A07400CPG	7,400	.2913	1,3	36	8
B051A07500CPG	B052A07500CPG	B053A07500CPG	7,500	.2953	1,3	36	8
B051A07541CPG	B052A07541CPG	B053A07541CPG	7,541	.2969	1,3	36	8
B051A07600CPG	B052A07600CPG	B053A07600CPG	7,600	.2992	1,3	36	8
B051A07700CPG	B052A07700CPG	B053A07700CPG	7,700	.3031	1,3	36	8
B051A07800CPG	B052A07800CPG	B053A07800CPG	7,800	.3071	1,3	36	8
B051A07900CPG	B052A07900CPG	B053A07900CPG	7,900	.3110	1,3	36	8
B051A07938CPG	B052A07938CPG	B053A07938CPG	7,938	.3125	1,3	36	8
B051A08000CPG	B052A08000CPG	B053A08000CPG	8,000	.3150	1,4	36	8
B051A08100CPG	B052A08100CPG	B053A08100CPG	8,100	.3189	1,4	40	10
B051A08200CPG	B052A08200CPG	B053A08200CPG	8,200	.3228	1,4	40	10
B051A08300CPG	B052A08300CPG	B053A08300CPG	8,300	.3268	1,4	40	10
B051A08334CPG	B052A08334CPG	B053A08334CPG	8,334	.3281	1,4	40	10
B051A08400CPG	B052A08400CPG	B053A08400CPG	8,400	.3307	1,4	40	10
B051A08433CPG	B052A08433CPG	B053A08433CPG	8,433	.3320	1,4	40	10
B051A08500CPG	B052A08500CPG	B053A08500CPG	8,500	.3346	1,4	40	10
B051A08600CPG	B052A08600CPG	B053A08600CPG	8,600	.3386	1,5	40	10
B051A08700CPG	B052A08700CPG	B053A08700CPG	8,700	.3425	1,5	40	10
B051A08733CPG	B052A08733CPG	B053A08733CPG	8,733	.3438	1,5	40	10
B051A08800CPG	B052A08800CPG	B053A08800CPG	8,800	.3465	1,5	40	10
B051A08900CPG	B052A08900CPG	B053A08900CPG	8,900	.3504	1,5	40	10
B051A09000CPG	B052A09000CPG	B053A09000CPG	9,000	.3543	1,5	40	10
B051A09100CPG	B052A09100CPG	B053A09100CPG	9,100	.3583	1,5	40	10
B051A09129CPG	B052A09129CPG	B053A09129CPG	9,129	.3594	1,6	40	10
B051A09200CPG	B052A09200CPG	B053A09200CPG	9,200	.3622	1,6	40	10
B051A09300CPG	B052A09300CPG	B053A09300CPG	9,300	.3661	1,6	40	10
B051A09347CPG	B052A09347CPG	B053A09347CPG	9,347	.3680	1,6	40	10
B051A09400CPG	B052A09400CPG	B053A09400CPG	9,400	.3701	1,6	40	10
B051A09500CPG	B052A09500CPG	B053A09500CPG	9,500	.3740	1,6	40	10
B051A09525CPG	B052A09525CPG	B053A09525CPG	9,525	.3750	1,6	40	10
B051A09600CPG	B052A09600CPG	B053A09600CPG	9,600	.3780	1,6	40	10
B051A09700CPG	B052A09700CPG	B053A09700CPG	9,700	.3819	1,7	40	10
B051A09800CPG	B052A09800CPG	B053A09800CPG	9,800	.3858	1,7	40	10

(continued)

(B051A/B052A/B053A • -3 x D/-5 x D/-8 x D — continued)



● first choice
○ alternate choice

			D1 diameter		L5	LS	D
short • KC7325	long • KC7325	extra long • KC7325	mm	in			
B051A09900CPG	B052A09900CPG	B053A09900CPG	9,900	.3898	1,7	40	10
B051A09921CPG	B052A09921CPG	B053A09921CPG	9,921	.3906	1,7	40	10
B051A10000CPG	B052A10000CPG	B053A10000CPG	10,000	.3937	1,7	40	10
B051A10100CPG	B052A10100CPG	B053A10100CPG	10,100	.3976	1,7	45	12
B051A10200CPG	B052A10200CPG	B053A10200CPG	10,200	.4016	1,7	45	12
B051A10300CPG	B052A10300CPG	B053A10300CPG	10,300	.4055	1,8	45	12
B051A10320CPG	B052A10320CPG	B053A10320CPG	10,320	.4063	1,8	45	12
B051A10400CPG	B052A10400CPG	B053A10400CPG	10,400	.4094	1,8	45	12
B051A10500CPG	B052A10500CPG	B053A10500CPG	10,500	.4134	1,8	45	12
B051A10600CPG	B052A10600CPG	B053A10600CPG	10,600	.4173	1,8	45	12
B051A10700CPG	B052A10700CPG	B053A10700CPG	10,700	.4213	1,8	45	12
B051A10716CPG	B052A10716CPG	B053A10716CPG	10,716	.4219	1,8	45	12
B051A10800CPG	B052A10800CPG	B053A10800CPG	10,800	.4252	1,8	45	12
B051A10900CPG	B052A10900CPG	B053A10900CPG	10,900	.4291	1,9	45	12
B051A11000CPG	B052A11000CPG	B053A11000CPG	11,000	.4331	1,9	45	12
B051A11100CPG	B052A11100CPG	B053A11100CPG	11,100	.4370	1,9	45	12
B051A11113CPG	B052A11113CPG	B053A11113CPG	11,113	.4375	1,9	45	12
B051A11200CPG	B052A11200CPG	B053A11200CPG	11,200	.4409	1,9	45	12
B051A11300CPG	B052A11300CPG	B053A11300CPG	11,300	.4449	1,9	45	12
B051A11400CPG	B052A11400CPG	B053A11400CPG	11,400	.4488	2,0	45	12
B051A11500CPG	B052A11500CPG	B053A11500CPG	11,500	.4528	2,0	45	12
B051A11509CPG	B052A11509CPG	B053A11509CPG	11,509	.4531	2,0	45	12
B051A11600CPG	B052A11600CPG	B053A11600CPG	11,600	.4567	2,0	45	12
B051A11700CPG	B052A11700CPG	B053A11700CPG	11,700	.4606	2,0	45	12
B051A11800CPG	B052A11800CPG	B053A11800CPG	11,800	.4646	2,0	45	12
B051A11900CPG	B052A11900CPG	B053A11900CPG	11,900	.4685	2,0	45	12
B051A11908CPG	B052A11908CPG	B053A11908CPG	11,908	.4688	2,0	45	12
B051A12000CPG	B052A12000CPG	B053A12000CPG	12,000	.4724	2,1	45	12
B051A12100CPG	B052A12100CPG	B053A12100CPG	12,100	.4764	2,1	45	14
B051A12200CPG	B052A12200CPG	B053A12200CPG	12,200	.4803	2,1	45	14
B051A12300CPG	B052A12300CPG	B053A12300CPG	12,300	.4843	2,1	45	14
B051A12304CPG	B052A12304CPG	B053A12304CPG	12,304	.4844	2,1	45	14
B051A12400CPG	B052A12400CPG	B053A12400CPG	12,400	.4882	2,1	45	14
B051A12500CPG	B052A12500CPG	B053A12500CPG	12,500	.4921	2,1	45	14
B051A12600CPG	B052A12600CPG	B053A12600CPG	12,600	.4961	2,2	45	14
B051A12700CPG	B052A12700CPG	B053A12700CPG	12,700	.5000	2,2	45	14
B051A12800CPG	B052A12800CPG	B053A12800CPG	12,800	.5039	2,2	45	14
B051A12900CPG	B052A12900CPG	B053A12900CPG	12,900	.5079	2,2	45	14
B051A13000CPG	B052A13000CPG	B053A13000CPG	13,000	.5118	2,2	45	14
B051A13096CPG	B052A13096CPG	B053A13096CPG	13,096	.5156	2,3	45	14
B051A13100CPG	B052A13100CPG	B053A13100CPG	13,100	.5157	2,3	45	14
B051A13200CPG	B052A13200CPG	B053A13200CPG	13,200	.5197	2,3	45	14
B051A13300CPG	B052A13300CPG	B053A13300CPG	13,300	.5236	2,3	45	14
B051A13400CPG	B052A13400CPG	B053A13400CPG	13,400	.5276	2,3	45	14
B051A13500CPG	B052A13500CPG	B053A13500CPG	13,500	.5315	2,3	45	14
B051A13600CPG	B052A13600CPG	B053A13600CPG	13,600	.5354	2,3	45	14
B051A13700CPG	B052A13700CPG	B053A13700CPG	13,700	.5394	2,4	45	14
B051A13800CPG	B052A13800CPG	B053A13800CPG	13,800	.5433	2,4	45	14
B051A13891CPG	B052A13891CPG	B053A13891CPG	13,891	.5469	2,4	45	14
B051A13900CPG	B052A13900CPG	B053A13900CPG	13,900	.5472	2,4	45	14
B051A14000CPG	B052A14000CPG	B053A14000CPG	14,000	.5512	2,4	45	14
B051A14100CPG	B052A14100CPG	B053A14100CPG	14,100	.5551	2,4	48	16

(continued)

Solid Carbide Drills

(B051A/B052A/B053A • -3 x D/-5 x D/-8 x D — continued)

Solid Carbide Drills



● first choice
○ alternate choice

			D1 diameter:				
short • KC7325	long • KC7325	extra long • KC7325	mm	in	L5	LS	D
B051A14200CPG	B052A14200CPG	B053A14200CPG	14,200	.5591	2,5	48	16
B051A14288CPG	B052A14288CPG	B053A14288CPG	14,288	.5625	2,5	48	16
B051A14300CPG	B052A14300CPG	B053A14300CPG	14,300	.5630	2,5	48	16
B051A14400CPG	B052A14400CPG	B053A14400CPG	14,400	.5669	2,5	48	16
B051A14500CPG	B052A14500CPG	B053A14500CPG	14,500	.5709	2,5	48	16
B051A14600CPG	B052A14600CPG	B053A14600CPG	14,600	.5748	2,5	48	16
B051A14684CPG	B052A14684CPG	B053A14684CPG	14,684	.5781	2,5	48	16
B051A14700CPG	B052A14700CPG	B053A14700CPG	14,700	.5787	2,5	48	16
B051A14800CPG	B052A14800CPG	B053A14800CPG	14,800	.5827	2,6	48	16
B051A14900CPG	B052A14900CPG	B053A14900CPG	14,900	.5866	2,6	48	16
B051A15000CPG	B052A15000CPG	B053A15000CPG	15,000	.5906	2,6	48	16
B051A15083CPG	B052A15083CPG	B053A15083CPG	15,083	.5938	2,6	48	16
B051A15100CPG	B052A15100CPG	B053A15100CPG	15,100	.5945	2,6	48	16
B051A15200CPG	B052A15200CPG	B053A15200CPG	15,200	.5984	2,6	48	16
B051A15300CPG	B052A15300CPG	B053A15300CPG	15,300	.6024	2,6	48	16
B051A15400CPG	B052A15400CPG	B053A15400CPG	15,400	.6063	2,7	48	16
B051A15479CPG	B052A15479CPG	B053A15479CPG	15,479	.6094	2,7	48	16
B051A15500CPG	B052A15500CPG	B053A15500CPG	15,500	.6102	2,7	48	16
B051A15600CPG	B052A15600CPG	B053A15600CPG	15,600	.6142	2,7	48	16
B051A15700CPG	B052A15700CPG	B053A15700CPG	15,700	.6181	2,7	48	16
B051A15800CPG	B052A15800CPG	B053A15800CPG	15,800	.6220	2,7	48	16
B051A15875CPG	B052A15875CPG	B053A15875CPG	15,875	.6250	2,7	48	16
B051A15900CPG	B052A15900CPG	B053A15900CPG	15,900	.6260	2,8	48	16
B051A16000CPG	B052A16000CPG	B053A16000CPG	16,000	.6299	2,8	48	16
B051A16100CPG	B052A16100CPG	B053A16100CPG	16,100	.6339	2,8	48	18
B051A16200CPG	B052A16200CPG	B053A16200CPG	16,200	.6378	2,8	48	18
B051A16271CPG	B052A16271CPG	B053A16271CPG	16,271	.6406	2,8	48	18
B051A16300CPG	B052A16300CPG	B053A16300CPG	16,300	.6417	2,8	48	18
B051A16400CPG	B052A16400CPG	B053A16400CPG	16,400	.6457	2,8	48	18
B051A16500CPG	B052A16500CPG	B053A16500CPG	16,500	.6496	2,9	48	18
B051A16600CPG	B052A16600CPG	B053A16600CPG	16,600	.6535	2,9	48	18
B051A16670CPG	B052A16670CPG	B053A16670CPG	16,670	.6563	2,9	48	18
B051A16700CPG	B052A16700CPG	B053A16700CPG	16,700	.6575	2,9	48	18
B051A16800CPG	B052A16800CPG	B053A16800CPG	16,800	.6614	2,9	48	18
B051A16900CPG	B052A16900CPG	B053A16900CPG	16,900	.6654	2,9	48	18
B051A17000CPG	B052A17000CPG	B053A17000CPG	17,000	.6693	2,9	48	18
B051A17100CPG	B052A17100CPG	B053A17100CPG	17,100	.6732	3,0	48	18
B051A17200CPG	B052A17200CPG	B053A17200CPG	17,200	.6772	3,0	48	18
B051A17300CPG	B052A17300CPG	B053A17300CPG	17,300	.6811	3,0	48	18
B051A17400CPG	B052A17400CPG	B053A17400CPG	17,400	.6850	3,0	48	18
B051A17463CPG	B052A17463CPG	B053A17463CPG	17,463	.6875	3,0	48	18
B051A17500CPG	B052A17500CPG	B053A17500CPG	17,500	.6890	3,0	48	18
B051A17600CPG	B052A17600CPG	B053A17600CPG	17,600	.6929	3,1	48	18
B051A17700CPG	B052A17700CPG	B053A17700CPG	17,700	.6969	3,1	48	18
B051A17800CPG	B052A17800CPG	B053A17800CPG	17,800	.7008	3,1	48	18
B051A17859CPG	B052A17859CPG	B053A17859CPG	17,859	.7031	3,1	48	18
B051A17900CPG	B052A17900CPG	B053A17900CPG	17,900	.7047	3,1	48	18
B051A18000CPG	B052A18000CPG	B053A18000CPG	18,000	.7087	3,1	48	18
B051A18100CPG	B052A18100CPG	B053A18100CPG	18,100	.7126	3,1	50	20
B051A18200CPG	B052A18200CPG	B053A18200CPG	18,200	.7165	3,2	50	20
B051A18258CPG	B052A18258CPG	B053A18258CPG	18,258	.7188	3,2	50	20
B051A18300CPG	B052A18300CPG	B053A18300CPG	18,300	.7205	3,2	50	20

(continued)

(B051A/B052A/B053A • -3 x D/-5 x D/-8 x D — continued)

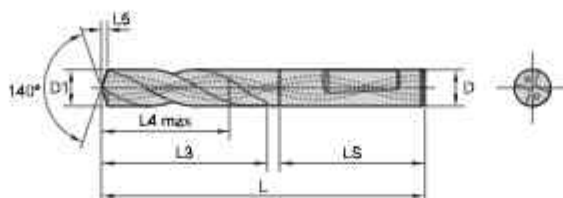


● first choice
 ○ alternate choice

Solid Carbide Drills

	D1 diameter			L5	LS	D	
	mm	in					
short • KC7325	long • KC7325	extra long • KC7325					
B051A18400CPG	B052A18400CPG	B053A18400CPG	18,400	.7244	3,2	50	20
B051A18500CPG	B052A18500CPG	B053A18500CPG	18,500	.7283	3,2	50	20
B051A18600CPG	B052A18600CPG	B053A18600CPG	18,600	.7323	3,2	50	20
B051A18654CPG	B052A18654CPG	B053A18654CPG	18,654	.7344	3,2	50	20
B051A18700CPG	B052A18700CPG	B053A18700CPG	18,700	.7362	3,2	50	20
B051A18800CPG	B052A18800CPG	B053A18800CPG	18,800	.7402	3,3	50	20
B051A18900CPG	B052A18900CPG	B053A18900CPG	18,900	.7441	3,3	50	20
B051A19000CPG	B052A19000CPG	B053A19000CPG	19,000	.7480	3,3	50	20
B051A19050CPG	B052A19050CPG	B053A19050CPG	19,050	.7500	3,3	50	20
B051A19100CPG	B052A19100CPG	B053A19100CPG	19,100	.7520	3,3	50	20
B051A19200CPG	B052A19200CPG	B053A19200CPG	19,200	.7559	3,3	50	20
B051A19300CPG	B052A19300CPG	B053A19300CPG	19,300	.7598	3,4	50	20
B051A19400CPG	B052A19400CPG	B053A19400CPG	19,400	.7638	3,4	50	20
B051A19500CPG	B052A19500CPG	B053A19500CPG	19,500	.7677	3,4	50	20
B051A19600CPG	B052A19600CPG	B053A19600CPG	19,600	.7717	3,4	50	20
B051A19700CPG	B052A19700CPG	B053A19700CPG	19,700	.7756	3,4	50	20
B051A19800CPG	B052A19800CPG	B053A19800CPG	19,800	.7795	3,4	50	20
B051A19900CPG	B052A19900CPG	B053A19900CPG	19,900	.7835	3,5	50	20
B051A20000CPG	B052A20000CPG	B053A20000CPG	20,000	.7874	3,5	50	20

NOTE: GOdrills with a D1 < 1,5mm (.0591") have coolant exiting the shank.



For information on L, L3, and L4 max, see the Solid Carbide Drills foldout table.



■ B051F/B052F/B053F • ~3 x D/~5 x D/~8 x D



- first choice
- alternate choice

		D1 diameter		L5	LS	D
short • KC7325	long • KC7325	mm	in			
B051F03000CPG	B052F03000CPG	3,000	.1181	0.5	36	6
B051F03100CPG	B052F03100CPG	3,100	.1220	0.5	36	6
B051F03200CPG	B052F03200CPG	3,200	.1260	0.5	36	6
B051F03300CPG	B052F03300CPG	3,300	.1299	0.5	36	6
B051F03400CPG	B052F03400CPG	3,400	.1339	0.6	36	6
B051F03500CPG	B052F03500CPG	3,500	.1378	0.6	36	6
B051F03600CPG	B052F03600CPG	3,600	.1417	0.6	36	6
B051F03700CPG	B052F03700CPG	3,700	.1457	0.6	36	6
B051F03800CPG	B052F03800CPG	3,800	.1496	0.6	36	6
B051F03900CPG	B052F03900CPG	3,900	.1535	0.6	36	6
B051F04000CPG	B052F04000CPG	4,000	.1575	0.7	36	6
B051F04100CPG	B052F04100CPG	4,100	.1614	0.7	36	6
B051F04200CPG	B052F04200CPG	4,200	.1654	0.7	36	6
B051F04300CPG	B052F04300CPG	4,300	.1693	0.7	36	6
B051F04400CPG	B052F04400CPG	4,400	.1732	0.7	36	6
B051F04500CPG	B052F04500CPG	4,500	.1772	0.7	36	6
B051F04600CPG	B052F04600CPG	4,600	.1811	0.8	36	6
B051F04700CPG	B052F04700CPG	4,700	.1850	0.8	36	6
B051F04800CPG	B052F04800CPG	4,800	.1890	0.8	36	6
B051F04900CPG	B052F04900CPG	4,900	.1929	0.8	36	6
B051F05000CPG	B052F05000CPG	5,000	.1969	0.8	36	6
B051F05100CPG	B052F05100CPG	5,100	.2008	0.8	36	6
B051F05200CPG	B052F05200CPG	5,200	.2047	0.9	36	6
B051F05300CPG	B052F05300CPG	5,300	.2087	0.9	36	6
B051F05400CPG	B052F05400CPG	5,400	.2126	0.9	36	6
B051F05500CPG	B052F05500CPG	5,500	.2165	0.9	36	6
B051F05600CPG	B052F05600CPG	5,600	.2205	0.9	36	6
B051F05700CPG	B052F05700CPG	5,700	.2244	1.0	36	6
B051F05800CPG	B052F05800CPG	5,800	.2283	1.0	36	6
B051F05900CPG	B052F05900CPG	5,900	.2323	1.0	36	6
B051F06000CPG	B052F06000CPG	6,000	.2362	1.0	36	6
B051F06100CPG	B052F06100CPG	6,100	.2402	1.0	36	8

(continued)

(B051F/B052F/B053F • -3 x D/-5 x D/-8 x D - continued)



● first choice
 ○ alternate choice

Solid Carbide Drills

		D1 diameter		L5	LS	D
short • KC7325	long • KC7325	mm	in			
B051F06200CPG	B052F06200CPG	6,200	2441	1,0	36	8
B051F06300CPG	B052F06300CPG	6,300	2480	1,1	36	8
B051F06400CPG	B052F06400CPG	6,400	2520	1,1	36	8
B051F06500CPG	B052F06500CPG	6,500	2559	1,1	36	8
B051F06600CPG	B052F06600CPG	6,600	2598	1,1	36	8
B051F06700CPG	B052F06700CPG	6,700	2638	1,1	36	8
B051F06800CPG	B052F06800CPG	6,800	2677	1,1	36	8
B051F06900CPG	B052F06900CPG	6,900	2717	1,2	36	8
B051F07000CPG	B052F07000CPG	7,000	2756	1,2	36	8
B051F07100CPG	B052F07100CPG	7,100	2795	1,2	36	8
B051F07200CPG	B052F07200CPG	7,200	2835	1,2	36	8
B051F07300CPG	B052F07300CPG	7,300	2874	1,2	36	8
B051F07400CPG	B052F07400CPG	7,400	2913	1,3	36	8
B051F07500CPG	B052F07500CPG	7,500	2953	1,3	36	8
B051F07600CPG	B052F07600CPG	7,600	2992	1,3	36	8
B051F07700CPG	B052F07700CPG	7,700	3031	1,3	36	8
B051F07800CPG	B052F07800CPG	7,800	3071	1,3	36	8
B051F07900CPG	B052F07900CPG	7,900	3110	1,3	36	8
B051F08000CPG	B052F08000CPG	8,000	3150	1,4	36	8
B051F08100CPG	B052F08100CPG	8,100	3189	1,4	40	10
B051F08200CPG	B052F08200CPG	8,200	3228	1,4	40	10
B051F08300CPG	B052F08300CPG	8,300	3268	1,4	40	10
B051F08400CPG	B052F08400CPG	8,400	3307	1,4	40	10
B051F08500CPG	B052F08500CPG	8,500	3346	1,4	40	10
B051F08600CPG	B052F08600CPG	8,600	3386	1,5	40	10
B051F08700CPG	B052F08700CPG	8,700	3425	1,5	40	10
B051F08800CPG	B052F08800CPG	8,800	3465	1,5	40	10
B051F08900CPG	B052F08900CPG	8,900	3504	1,5	40	10
B051F09000CPG	B052F09000CPG	9,000	3543	1,5	40	10
B051F09100CPG	B052F09100CPG	9,100	3583	1,5	40	10
B051F09200CPG	B052F09200CPG	9,200	3622	1,6	40	10
B051F09300CPG	B052F09300CPG	9,300	3661	1,6	40	10
B051F09400CPG	B052F09400CPG	9,400	3701	1,6	40	10
B051F09500CPG	B052F09500CPG	9,500	3740	1,6	40	10
B051F09600CPG	B052F09600CPG	9,600	3780	1,6	40	10
B051F09700CPG	B052F09700CPG	9,700	3819	1,7	40	10
B051F09800CPG	B052F09800CPG	9,800	3858	1,7	40	10
B051F09900CPG	B052F09900CPG	9,900	3898	1,7	40	10
B051F10000CPG	B052F10000CPG	10,000	3937	1,7	40	10
B051F10100CPG	B052F10100CPG	10,100	3976	1,7	45	12
B051F10200CPG	B052F10200CPG	10,200	4016	1,7	45	12
B051F10300CPG	B052F10300CPG	10,300	4055	1,8	45	12
B051F10400CPG	B052F10400CPG	10,400	4094	1,8	45	12
B051F10500CPG	B052F10500CPG	10,500	4134	1,8	45	12
B051F10600CPG	B052F10600CPG	10,600	4173	1,8	45	12
B051F10700CPG	B052F10700CPG	10,700	4213	1,8	45	12
B051F10800CPG	B052F10800CPG	10,800	4252	1,8	45	12
B051F10900CPG	B052F10900CPG	10,900	4291	1,9	45	12
B051F11000CPG	B052F11000CPG	11,000	4331	1,9	45	12
B051F11100CPG	B052F11100CPG	11,100	4370	1,9	45	12
B051F11200CPG	B052F11200CPG	11,200	4409	1,9	45	12
B051F11300CPG	B052F11300CPG	11,300	4449	1,9	45	12

(continued)

(B051F/B052F/B053F • -3 x D/-5 x D/-8 x D – continued)

Solid Carbide Drills



● first choice
○ alternate choice

		D1 diameter				
short • KC7325	long • KC7325	mm	in	L5	LS	D
B051F11400CPG	B052F11400CPG	11,400	.4488	2.0	45	12
B051F11500CPG	B052F11500CPG	11,500	.4528	2.0	45	12
B051F11600CPG	B052F11600CPG	11,600	.4567	2.0	45	12
B051F11700CPG	B052F11700CPG	11,700	.4606	2.0	45	12
B051F11800CPG	B052F11800CPG	11,800	.4646	2.0	45	12
B051F11900CPG	B052F11900CPG	11,900	.4685	2.0	45	12
B051F12000CPG	B052F12000CPG	12,000	.4724	2.1	45	12
B051F12100CPG	B052F12100CPG	12,100	.4764	2.1	45	14
B051F12200CPG	B052F12200CPG	12,200	.4803	2.1	45	14
B051F12300CPG	B052F12300CPG	12,300	.4843	2.1	45	14
B051F12400CPG	B052F12400CPG	12,400	.4882	2.1	45	14
B051F12500CPG	B052F12500CPG	12,500	.4921	2.1	45	14
B051F12600CPG	B052F12600CPG	12,600	.4961	2.2	45	14
B051F12700CPG	B052F12700CPG	12,700	.5000	2.2	45	14
B051F12800CPG	B052F12800CPG	12,800	.5039	2.2	45	14
B051F12900CPG	B052F12900CPG	12,900	.5079	2.2	45	14
B051F13000CPG	B052F13000CPG	13,000	.5118	2.2	45	14
B051F13100CPG	B052F13100CPG	13,100	.5157	2.3	45	14
B051F13200CPG	B052F13200CPG	13,200	.5197	2.3	45	14
B051F13300CPG	B052F13300CPG	13,300	.5236	2.3	45	14
B051F13400CPG	B052F13400CPG	13,400	.5276	2.3	45	14
B051F13500CPG	B052F13500CPG	13,500	.5315	2.3	45	14
B051F13600CPG	B052F13600CPG	13,600	.5354	2.3	45	14
B051F13700CPG	B052F13700CPG	13,700	.5394	2.4	45	14
B051F13800CPG	B052F13800CPG	13,800	.5433	2.4	45	14
B051F13900CPG	B052F13900CPG	13,900	.5472	2.4	45	14
B051F14000CPG	B052F14000CPG	14,000	.5512	2.4	45	14
B051F14100CPG	B052F14100CPG	14,100	.5551	2.4	48	16
B051F14200CPG	B052F14200CPG	14,200	.5591	2.5	48	16
B051F14300CPG	B052F14300CPG	14,300	.5630	2.5	48	16
B051F14400CPG	B052F14400CPG	14,400	.5669	2.5	48	16
B051F14500CPG	B052F14500CPG	14,500	.5709	2.5	48	16
B051F14600CPG	B052F14600CPG	14,600	.5748	2.5	48	16
B051F14700CPG	B052F14700CPG	14,700	.5787	2.5	48	16
B051F14800CPG	B052F14800CPG	14,800	.5827	2.6	48	16
B051F14900CPG	B052F14900CPG	14,900	.5866	2.6	48	16
B051F15000CPG	B052F15000CPG	15,000	.5906	2.6	48	16
B051F15100CPG	B052F15100CPG	15,100	.5945	2.6	48	16
B051F15200CPG	B052F15200CPG	15,200	.5984	2.6	48	16
B051F15300CPG	B052F15300CPG	15,300	.6024	2.6	48	16
B051F15400CPG	B052F15400CPG	15,400	.6063	2.7	48	16
B051F15500CPG	B052F15500CPG	15,500	.6102	2.7	48	16
B051F15600CPG	B052F15600CPG	15,600	.6142	2.7	48	16
B051F15700CPG	B052F15700CPG	15,700	.6181	2.7	48	16
B051F15800CPG	B052F15800CPG	15,800	.6220	2.7	48	16
B051F15900CPG	B052F15900CPG	15,900	.6260	2.8	48	16
B051F16000CPG	B052F16000CPG	16,000	.6299	2.8	48	16
B051F16100CPG	B052F16100CPG	16,100	.6339	2.8	48	18
B051F16200CPG	B052F16200CPG	16,200	.6378	2.8	48	18
B051F16300CPG	B052F16300CPG	16,300	.6417	2.8	48	18
B051F16400CPG	B052F16400CPG	16,400	.6457	2.8	48	18
B051F16500CPG	B052F16500CPG	16,500	.6496	2.9	48	18

(continued)

(B051F/B052F/B053F • -3 x D/-5 x D/-8 x D — continued)



- first choice
- alternate choice

Solid Carbide Drills

		D1 diameter		L5	L8	D
short • KC7325	long • KC7325	mm	in			
B051F16600CPG	B052F16600CPG	16,600	.6535	2,9	48	18
B051F16700CPG	B052F16700CPG	16,700	.6575	2,9	48	18
B051F16800CPG	B052F16800CPG	16,800	.6614	2,9	48	18
B051F16900CPG	B052F16900CPG	16,900	.6654	2,9	48	18
B051F17000CPG	B052F17000CPG	17,000	.6693	2,9	48	18
B051F17100CPG	B052F17100CPG	17,100	.6732	3,0	48	18
B051F17200CPG	B052F17200CPG	17,200	.6772	3,0	48	18
B051F17300CPG	B052F17300CPG	17,300	.6811	3,0	48	18
B051F17400CPG	B052F17400CPG	17,400	.6850	3,0	48	18
B051F17500CPG	B052F17500CPG	17,500	.6890	3,0	48	18
B051F17600CPG	B052F17600CPG	17,600	.6929	3,1	48	18
B051F17700CPG	B052F17700CPG	17,700	.6969	3,1	48	18
B051F17800CPG	B052F17800CPG	17,800	.7008	3,1	48	18
B051F17900CPG	B052F17900CPG	17,900	.7047	3,1	48	18
B051F18000CPG	B052F18000CPG	18,000	.7087	3,1	48	18
B051F18100CPG	B052F18100CPG	18,100	.7126	3,1	50	20
B051F18200CPG	B052F18200CPG	18,200	.7165	3,2	50	20
B051F18300CPG	B052F18300CPG	18,300	.7205	3,2	50	20
B051F18400CPG	B052F18400CPG	18,400	.7244	3,2	50	20
B051F18500CPG	B052F18500CPG	18,500	.7283	3,2	50	20
B051F18600CPG	B052F18600CPG	18,600	.7323	3,2	50	20
B051F18700CPG	B052F18700CPG	18,700	.7362	3,2	50	20
B051F18800CPG	B052F18800CPG	18,800	.7402	3,3	50	20
B051F18900CPG	B052F18900CPG	18,900	.7441	3,3	50	20
B051F19000CPG	B052F19000CPG	19,000	.7480	3,3	50	20
B051F19100CPG	B052F19100CPG	19,100	.7520	3,3	50	20
B051F19200CPG	B052F19200CPG	19,200	.7559	3,3	50	20
B051F19300CPG	B052F19300CPG	19,300	.7598	3,4	50	20
B051F19400CPG	B052F19400CPG	19,400	.7638	3,4	50	20
B051F19500CPG	B052F19500CPG	19,500	.7677	3,4	50	20
B051F19600CPG	B052F19600CPG	19,600	.7717	3,4	50	20
B051F19700CPG	B052F19700CPG	19,700	.7756	3,4	50	20
B051F19800CPG	B052F19800CPG	19,800	.7795	3,4	50	20
B051F19900CPG	B052F19900CPG	19,900	.7835	3,5	50	20
B051F20000CPG	B052F20000CPG	20,000	.7874	3,5	50	20

Tolerance • Metric

nominal size range	D1 tolerance	D tolerance h6
1-3	0,000/-0,014 (h6)	0,000/-0,006
>3-6	0,000/-0,012 (h7)	0,000/-0,008
>6-10	0,000/-0,015 (h7)	0,000/-0,009
>10-18	0,000/-0,018 (h7)	0,000/-0,011
>18-20	0,000/-0,021 (h7)	0,000/-0,013

GOdrill™ • B04_CPG Series • Grade KC7325™ • Flood Coolant • Drill Diameters 1–20mm • Metric

Solid Carbide Drills

		Cutting Speed – vc		Metric											
		Range – m/min		Recommended Feed Rate (f) by Diameter											
Material Group		min	Starting Value	max		1,0	2,0	3,0	4,0	6,0	8,0	10,0	12,0	16,0	20,0
						mm/r	mm/r	mm/r	mm/r	mm/r	mm/r	mm/r	mm/r	mm/r	mm/r
P	0	70	80	115	mm/r	0,03–0,06	0,04–0,09	0,05–0,11	0,08–0,14	0,09–0,19	0,11–0,22	0,13–0,26	0,15–0,30	0,19–0,36	0,24–0,46
	1	60	70	100	mm/r	0,04–0,09	0,05–0,11	0,06–0,13	0,09–0,16	0,11–0,22	0,13–0,26	0,15–0,31	0,18–0,35	0,22–0,42	0,28–0,54
	2	80	90	100	mm/r	0,04–0,09	0,05–0,11	0,06–0,13	0,08–0,16	0,12–0,22	0,14–0,26	0,17–0,31	0,20–0,35	0,24–0,42	0,31–0,53
	3	50	70	90	mm/r	0,05–0,11	0,06–0,13	0,07–0,15	0,09–0,17	0,13–0,23	0,15–0,28	0,19–0,33	0,22–0,38	0,26–0,47	0,34–0,59
	4	50	70	100	mm/r	0,04–0,12	0,05–0,13	0,06–0,15	0,08–0,17	0,12–0,23	0,14–0,28	0,17–0,33	0,19–0,38	0,23–0,47	0,29–0,59
	5	30	40	60	mm/r	0,03–0,05	0,04–0,06	0,05–0,07	0,06–0,10	0,08–0,14	0,10–0,18	0,12–0,22	0,14–0,24	0,18–0,32	0,23–0,41
M	1	20	30	40	mm/r	0,02–0,05	0,03–0,06	0,04–0,07	0,05–0,09	0,08–0,11	0,09–0,12	0,10–0,14	0,12–0,16	0,14–0,18	0,16–0,20
	2	30	40	50	mm/r	0,02–0,06	0,03–0,07	0,04–0,08	0,06–0,10	0,08–0,12	0,09–0,14	0,10–0,16	0,12–0,18	0,14–0,20	0,16–0,22
	3	20	30	40	mm/r	0,02–0,05	0,03–0,06	0,04–0,07	0,06–0,09	0,08–0,11	0,09–0,12	0,10–0,14	0,12–0,16	0,14–0,18	0,16–0,20
K	1	80	130	170	mm/r	0,09–0,18	0,10–0,20	0,11–0,22	0,12–0,24	0,16–0,31	0,20–0,38	0,23–0,44	0,25–0,49	0,31–0,60	0,38–0,74
	2	90	110	120	mm/r	0,08–0,13	0,08–0,15	0,10–0,17	0,12–0,19	0,16–0,25	0,20–0,31	0,23–0,36	0,25–0,40	0,31–0,48	0,38–0,60
	3	80	110	130	mm/r	0,05–0,11	0,06–0,13	0,07–0,15	0,09–0,19	0,12–0,25	0,14–0,30	0,17–0,35	0,19–0,40	0,25–0,48	0,30–0,60
N	1	90	230	270	mm/r	0,05–0,12	0,06–0,13	0,08–0,14	0,10–0,16	0,12–0,20	0,16–0,24	0,20–0,28	0,24–0,32	0,28–0,40	0,32–0,48
	2	90	220	270	mm/r	0,04–0,08	0,06–0,12	0,08–0,16	0,10–0,20	0,12–0,24	0,16–0,28	0,20–0,32	0,24–0,36	0,28–0,44	0,32–0,52
	3	90	180	225	mm/r	0,10–0,13	0,11–0,14	0,12–0,14	0,13–0,16	0,14–0,20	0,16–0,24	0,20–0,28	0,24–0,32	0,28–0,40	0,32–0,44
	4	90	130	270	mm/r	0,04–0,08	0,06–0,12	0,08–0,16	0,10–0,20	0,12–0,24	0,16–0,28	0,20–0,32	0,24–0,36	0,28–0,40	0,32–0,48
S	1	20	25	30	mm/r	0,01–0,04	0,02–0,05	0,03–0,06	0,04–0,08	0,06–0,10	0,08–0,12	0,09–0,13	0,10–0,14	0,12–0,16	0,14–0,18
	2	10	20	30	mm/r	0,01–0,03	0,02–0,03	0,02–0,04	0,03–0,06	0,05–0,08	0,07–0,10	0,08–0,11	0,09–0,12	0,10–0,14	0,11–0,16
	3	20	25	40	mm/r	0,01–0,03	0,02–0,03	0,02–0,04	0,02–0,05	0,04–0,07	0,06–0,09	0,07–0,10	0,08–0,11	0,09–0,13	0,10–0,15
	4	20	25	50	mm/r	0,01–0,03	0,02–0,03	0,02–0,04	0,03–0,06	0,05–0,08	0,07–0,10	0,08–0,11	0,09–0,12	0,10–0,14	0,11–0,16
H	1	10	15	30	mm/r	0,01–0,03	0,02–0,03	0,02–0,04	0,03–0,06	0,05–0,08	0,07–0,10	0,08–0,11	0,09–0,12	0,10–0,14	0,11–0,16
	2	10	10	30	mm/r	0,01–0,03	0,02–0,03	0,02–0,04	0,02–0,05	0,04–0,07	0,06–0,09	0,07–0,10	0,08–0,11	0,09–0,13	0,10–0,15

■ GDrill™ • B05_CPG Series • Grade KC7325™ • Through Coolant • Drill Diameters 1–20mm • Metric



Solid Carbide Drills

Material Group	Cutting Speed – vc			Metric										
	Range – m/min			Recommended Feed Rate (f) by Diameter										
	min	Starting Value	max	1,0	2,0	3,0	4,0	6,0	8,0	10,0	12,0	16,0	20,0	
	mm/r	mm/r	mm/r	mm/r	mm/r	mm/r	mm/r	mm/r	mm/r	mm/r	mm/r	mm/r	mm/r	
P	0	70	80	115	0,03–0,08	0,04–0,09	0,05–0,11	0,08–0,14	0,09–0,19	0,11–0,22	0,13–0,26	0,15–0,30	0,19–0,36	0,24–0,46
	1	70	100	140	0,04–0,09	0,05–0,12	0,07–0,14	0,08–0,16	0,11–0,22	0,13–0,26	0,15–0,31	0,18–0,35	0,22–0,42	0,28–0,54
	2	90	120	140	0,04–0,09	0,05–0,12	0,07–0,14	0,08–0,16	0,12–0,22	0,14–0,26	0,17–0,31	0,20–0,35	0,24–0,42	0,31–0,53
	3	60	80	100	0,05–0,10	0,06–0,13	0,08–0,15	0,09–0,17	0,13–0,23	0,15–0,28	0,19–0,33	0,22–0,38	0,26–0,47	0,34–0,59
	4	50	80	100	0,05–0,10	0,06–0,13	0,07–0,15	0,08–0,17	0,12–0,23	0,14–0,26	0,17–0,33	0,19–0,38	0,23–0,47	0,29–0,59
	5	40	50	70	0,03–0,05	0,04–0,06	0,05–0,07	0,06–0,10	0,08–0,14	0,10–0,18	0,12–0,22	0,14–0,24	0,18–0,32	0,23–0,41
M	6	40	50	70	0,03–0,05	0,04–0,06	0,05–0,08	0,06–0,10	0,08–0,14	0,10–0,18	0,13–0,22	0,14–0,24	0,18–0,32	0,23–0,41
	1	20	30	40	0,02–0,05	0,03–0,06	0,04–0,07	0,05–0,09	0,08–0,11	0,09–0,12	0,10–0,14	0,12–0,16	0,14–0,18	0,16–0,20
	2	30	40	50	0,02–0,06	0,03–0,07	0,04–0,08	0,06–0,10	0,08–0,12	0,09–0,14	0,10–0,16	0,12–0,16	0,14–0,20	0,16–0,22
K	3	20	30	40	0,02–0,05	0,03–0,06	0,04–0,07	0,05–0,09	0,08–0,11	0,09–0,12	0,10–0,14	0,12–0,16	0,14–0,18	0,16–0,20
	1	80	120	170	0,08–0,16	0,09–0,17	0,11–0,22	0,12–0,24	0,16–0,31	0,20–0,38	0,23–0,44	0,25–0,49	0,31–0,60	0,38–0,74
	2	80	110	140	0,10–0,14	0,11–0,15	0,12–0,16	0,13–0,19	0,16–0,25	0,20–0,31	0,23–0,36	0,25–0,40	0,31–0,48	0,38–0,60
N	3	80	100	130	0,05–0,13	0,07–0,15	0,08–0,17	0,09–0,19	0,12–0,25	0,14–0,30	0,17–0,35	0,19–0,40	0,24–0,48	0,30–0,60
	1	90	230	315	0,05–0,12	0,06–0,13	0,08–0,14	0,10–0,16	0,12–0,20	0,16–0,24	0,20–0,28	0,24–0,32	0,28–0,40	0,32–0,48
	2	90	225	270	0,04–0,08	0,06–0,12	0,08–0,16	0,10–0,20	0,12–0,24	0,16–0,28	0,20–0,32	0,24–0,36	0,28–0,44	0,32–0,52
	3	90	180	270	0,10–0,13	0,11–0,14	0,12–0,14	0,13–0,16	0,14–0,20	0,16–0,24	0,20–0,28	0,24–0,32	0,28–0,40	0,32–0,44
S	4	90	135	180	0,04–0,08	0,06–0,12	0,08–0,16	0,10–0,20	0,12–0,24	0,16–0,28	0,20–0,32	0,24–0,36	0,28–0,40	0,32–0,48
	1	10	25	30	0,01–0,04	0,02–0,05	0,03–0,06	0,04–0,08	0,06–0,10	0,08–0,12	0,09–0,13	0,10–0,14	0,12–0,16	0,14–0,18
	2	10	20	25	0,01–0,03	0,02–0,03	0,02–0,04	0,03–0,06	0,05–0,08	0,07–0,10	0,08–0,11	0,09–0,12	0,10–0,14	0,11–0,16
	3	10	25	30	0,01–0,03	0,02–0,03	0,02–0,04	0,02–0,05	0,04–0,07	0,06–0,09	0,07–0,10	0,08–0,11	0,09–0,13	0,10–0,15
H	4	10	25	40	0,01–0,03	0,02–0,03	0,02–0,04	0,03–0,06	0,05–0,08	0,07–0,10	0,08–0,11	0,09–0,12	0,10–0,14	0,11–0,16
	1	10	15	30	0,01–0,03	0,02–0,03	0,02–0,04	0,03–0,06	0,05–0,08	0,07–0,10	0,08–0,11	0,09–0,12	0,10–0,14	0,11–0,16
H	2	10	10	30	0,01–0,03	0,02–0,03	0,02–0,04	0,02–0,05	0,04–0,07	0,06–0,09	0,07–0,10	0,08–0,11	0,09–0,13	0,10–0,15

➤ TF Drill for High Metal Removal Rates

Primary Application

B105 Solid Carbide Drills are ideal for high metal removal rates and excellent hole quality in short chipping materials such as grey cast iron, ductile iron, and aluminium as well as in short-hole titanium applications.

Features and Benefits

Three Cutting Edges

- Higher feed rates than with two-edged drills.

Three Spacious Flutes

- Rapid chip evacuation.
- Three-margin lands deliver better hole quality and straightness than two-flute drills.

Wear-Resistant Carbide Grade

- High tool life in abrasive materials such as cast iron and aluminium die cast alloys.

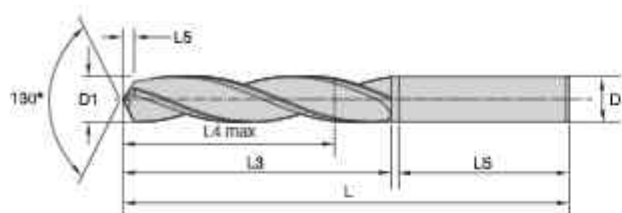


Uncoated K10™ Grade

- The uncoated grade helps to prevent built-up edge in drilling aluminium and high-temp alloys.

Customisation

- Intermediate diameters available as engineered solutions.
- Length variations and step drills available as custom solutions.



● B105 • ~5 x D



● first choice
○ alternate choice

K10	D1 diameter		L	L3	L4 max	L5	LS	D
	mm	in						
B105A03000	3,000	.1181	66	28	23	0,7	36	6
B105A03100	3,100	.1220	66	28	23	0,8	36	6
B105A03200	3,200	.1260	66	28	23	0,8	36	6
B105A03300	3,300	.1299	66	28	23	0,8	36	6
B105A03400	3,400	.1339	66	28	23	0,8	36	6
B105A03500	3,500	.1378	66	28	23	0,9	36	6
B105A03600	3,600	.1417	66	28	23	0,9	36	6
B105A03700	3,700	.1457	66	28	23	0,9	36	6
B105A03800	3,800	.1496	74	36	29	0,9	36	6
B105A03900	3,900	.1535	74	36	29	1,0	36	6
B105A04000	4,000	.1575	74	36	29	1,0	36	6
B105A04100	4,100	.1614	74	36	29	1,0	36	6
B105A04200	4,200	.1654	74	36	29	1,0	36	6
B105A04300	4,300	.1693	74	36	29	1,1	36	6
B105A04500	4,500	.1772	74	36	29	1,1	36	6
B105A04600	4,600	.1811	74	36	29	1,1	36	6
B105A04650	4,650	.1831	74	36	29	1,2	36	6
B105A04700	4,700	.1850	74	36	29	1,2	36	6
B105A04800	4,800	.1890	82	44	35	1,2	36	6
B105A04900	4,900	.1929	82	44	35	1,2	36	6
B105A05000	5,000	.1969	82	44	35	1,2	36	6
B105A05100	5,100	.2008	82	44	35	1,3	36	6
B105A05200	5,200	.2047	82	44	35	1,3	36	6
B105A05400	5,400	.2126	82	44	35	1,3	36	6
B105A05500	5,500	.2165	82	44	35	1,4	36	6
B105A05550	5,550	.2185	82	44	35	1,4	36	6
B105A05600	5,600	.2205	82	44	35	1,4	36	6
B105A05700	5,700	.2244	82	44	35	1,4	36	6
B105A05800	5,800	.2283	82	44	35	1,4	36	6
B105A06000	6,000	.2362	82	44	35	1,5	36	6
B105A06100	6,100	.2402	91	53	43	1,5	36	8
B105A06200	6,200	.2441	91	53	43	1,5	36	8
B105A06300	6,300	.2480	91	53	43	1,6	36	8
B105A06350	6,350	.2500	91	53	43	1,6	36	8
B105A06400	6,400	.2520	91	53	43	1,6	36	8
B105A06500	6,500	.2559	91	53	43	1,6	36	8

(continued)

(B105 • -5 x D — continued)



● first choice
○ alternate choice

Solid Carbide Drills

K10	D1 diameter		L	L3	L4 max	L5	LS	D
	mm	in						
B105A06600	6,600	.2598	91	53	43	1,6	36	8
B105A06700	6,700	.2638	91	53	43	1,7	36	8
B105A06800	6,800	.2677	91	53	43	1,7	36	8
B105A07000	7,000	.2756	91	53	43	1,7	36	8
B105A07100	7,100	.2795	91	53	43	1,8	36	8
B105A07400	7,400	.2913	91	53	43	1,8	36	8
B105A07500	7,500	.2953	91	53	43	1,9	36	8
B105A07600	7,600	.2992	91	53	43	1,9	36	8
B105A07800	7,800	.3071	91	53	43	1,9	36	8
B105A08000	8,000	.3150	91	53	43	2,0	36	8
B105A08100	8,100	.3189	103	61	49	2,0	40	10
B105A08200	8,200	.3228	103	61	49	2,0	40	10
B105A08300	8,300	.3268	103	61	49	2,1	40	10
B105A08400	8,400	.3307	103	61	49	2,1	40	10
B105A08500	8,500	.3346	103	61	49	2,1	40	10
B105A08600	8,600	.3386	103	61	49	2,1	40	10
B105A08700	8,700	.3425	103	61	49	2,2	40	10
B105A08800	8,800	.3465	103	61	49	2,2	40	10
B105A09000	9,000	.3543	103	61	49	2,2	40	10
B105A09100	9,100	.3583	103	61	49	2,3	40	10
B105A09300	9,300	.3661	103	61	49	2,3	40	10
B105A09500	9,500	.3740	103	61	49	2,4	40	10
B105A09700	9,700	.3819	103	61	49	2,4	40	10
B105A09800	9,800	.3858	103	61	49	2,4	40	10
B105A10000	10,000	.3937	103	61	49	2,5	40	10
B105A10100	10,100	.3976	118	71	56	2,5	45	12
B105A10200	10,200	.4016	118	71	56	2,5	45	12
B105A10300	10,300	.4055	118	71	56	2,6	45	12
B105A10400	10,400	.4094	118	71	56	2,6	45	12
B105A10500	10,500	.4134	118	71	56	2,6	45	12
B105A10700	10,700	.4213	118	71	56	2,7	45	12
B105A10800	10,800	.4252	118	71	56	2,7	45	12
B105A11000	11,000	.4331	118	71	56	2,7	45	12
B105A11100	11,100	.4370	118	71	56	2,8	45	12
B105A11200	11,200	.4409	118	71	56	2,8	45	12
B105A11500	11,500	.4528	118	71	56	2,9	45	12
B105A11700	11,700	.4606	118	71	56	2,9	45	12
B105A11800	11,800	.4646	118	71	56	2,9	45	12
B105A12000	12,000	.4724	118	71	56	3,0	45	12
B105A12100	12,100	.4764	124	77	60	3,0	45	14
B105A12500	12,500	.4921	124	77	60	3,1	45	14
B105A12700	12,700	.5000	124	77	60	3,2	45	14
B105A12800	12,800	.5039	124	77	60	3,2	45	14
B105A13000	13,000	.5118	124	77	60	3,2	45	14
B105A13100	13,100	.5157	124	77	60	3,3	45	14
B105A13500	13,500	.5315	124	77	60	3,4	45	14
B105A13800	13,800	.5433	124	77	60	3,4	45	14
B105A14000	14,000	.5512	124	77	60	3,5	45	14
B105A14200	14,200	.5591	133	83	63	3,5	48	16
B105A14500	14,500	.5709	133	83	63	3,6	48	16
B105A15000	15,000	.5906	133	83	63	3,7	48	16
B105A15100	15,100	.5945	133	83	63	3,8	48	16

(continued)

(B105 • 5 x D – continued)

Solid Carbide Drills



● first choice
○ alternate choice

K10	D1 diameter		L	L3	L4 max	L5	LS	D
	mm	in						
B105A15500	15,500	.6102	133	83	63	3,9	48	16
B105A15800	15,800	.6220	133	83	63	3,9	48	16
B105A16000	16,000	.6299	133	83	63	4,0	48	16
B105A16500	16,500	.6496	143	93	71	4,1	48	18
B105A17000	17,000	.6693	143	93	71	4,2	48	18
B105A17500	17,500	.6890	143	93	71	4,4	48	18
B105A18000	18,000	.7087	143	93	71	4,5	48	18
B105A18500	18,500	.7283	153	101	77	4,6	50	20
B105A19000	19,000	.7480	153	101	77	4,7	50	20
B105A19500	19,500	.7677	153	101	77	4,9	50	20
B105A20000	20,000	.7874	153	101	77	5,0	50	20
B105A20500	20,500	.8071	167	112	85	5,1	50	20
B105A21000	21,000	.8268	167	112	85	5,2	50	20


Tolerance • Metric

nominal size range	D1 tolerance m7	D tolerance h6
>3-6	0,004/0,016	0,000/-0,006
>6-10	0,006/0,021	0,000/-0,009
>10-18	0,007/0,025	0,000/-0,011
>18-25,4	0,008/0,029	0,000/-0,013

Application Data

TF Drills • B105 Series • Grade K10™ • Flood Coolant • Drill Diameters 3–20mm • Metric

		Cutting Speed – vc			Metric								
		Range – m/min			Recommended Feed Rate (f) by Diameter								
Material Group		min	Starting Value	max		3,0	4,0	6,0	8,0	10,0	12,0	16,0	20,0
K	1	60	85	110	mm/r	0,11-0,20	0,12-0,20	0,16-0,26	0,20-0,35	0,22-0,42	0,24-0,50	0,28-0,61	0,30-0,68
	2	70	70	90	mm/r	0,11-0,20	0,12-0,20	0,16-0,26	0,20-0,35	0,22-0,42	0,24-0,50	0,28-0,61	0,30-0,68
	3	50	50	70	mm/r	0,09-0,18	0,10-0,18	0,14-0,26	0,18-0,33	0,02-0,40	0,22-0,48	0,26-0,59	0,28-0,66
N	1	100	210	410	mm/r	0,09-0,15	0,10-0,20	0,18-0,33	0,20-0,38	0,25-0,43	0,03-0,51	0,43-0,58	0,64-0,79
	2	100	250	250	mm/r	0,10-0,19	0,12-0,21	0,18-0,33	0,25-0,42	0,30-0,50	0,35-0,58	0,44-0,74	0,52-0,88
	3	100	180	400	mm/r	0,09-0,16	0,10-0,20	0,12-0,26	0,16-0,36	0,20-0,40	0,24-0,45	0,30-0,50	0,34-0,60
S	4	60	170	250	mm/r	0,08-0,15	0,13-0,18	0,18-0,33	0,20-0,36	0,23-0,38	0,33-0,46	0,38-0,48	0,58-0,76
	4	20	20	50	mm/r	0,03-0,05	0,04-0,07	0,07-0,09	0,09-0,12	0,11-0,15	0,13-0,18	0,17-0,24	0,22-0,30



➤ New SGL Drills with Through Coolant for Stainless Steel

Primary Application



The all-new B21_SGL series solid carbide drills are designed specifically for stainless steel applications, offering high performance and long tool life in high-temperature alloys and regular steel, also.

By combining unique Kennametal features, such as the all-new SGL-point-geometry with patented gashing, a unique flute design, and a best-in-class coating into one tool, the B21_SGL drill is the ultimate high-volume production tool.

Features and Benefits

New SGL Point Design

- Improved web thinning and patented gashing, which migrates in a straight cutting edge, enables high cutting parameters (feeds).
- Creates controlled chips, which lead to a reliable performance.
- Improved centring capabilities for better positioning accuracy and improved hole quality.

Unique Flute Design

- Large chip-flute cross-section and small web diameter improve the chip evacuation and the capability to drill deeper holes in difficult-to-machine materials.
- The highly-polished surface ensures superior chip evacuation, even when low-pressure coolant is applied.

New KCMS15™ Beyond Grade

- A monolayer PVD AlTiN-coated fine-grain carbide with superior surface finish.
- First choice for stainless steel and high-temperature resistant materials for longer tool life.
- The coating offers high hardness and excellent abrasive and adhesive wear resistance, as well as enhanced high-temperature properties, increasing its applicability, also, to MQL machining of steel.

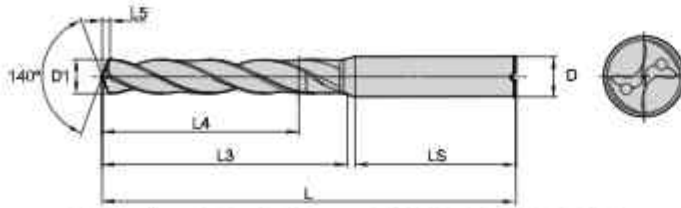
Specifically for
stainless steel applications.



Customisation

- Intermediate diameters available as semi-standards.
- Length variations and step drills available as custom solutions.
- High step diameter ratios and very complex step drill geometries are not recommended for austenitic stainless steel.
- Using Kennametal slim line hydraulic chucks is recommended if workpiece contours need to be bypassed.





For information on L, L3, and L4 max, see the Solid Carbide Drills foldout table.



beyond

■ B210/B211/B212_SGL • ~3 x D/~5 x D/~8 x D



● first choice
○ alternate choice

			D1 diameter		L5	LS	D
short • KCMS15	long • KCMS15	extra long • KCMS15	mm	in			
B210Z02500SGL	-	-	2,500	.0984	0,4	28	3
B210A03000SGL	B211A03000SGL	B212A03000SGL	3,000	.1181	0,4	36	6
B210A03048SGL	B211A03048SGL	-	3,048	.1200	0,5	36	6
-	B211A03100SGL	-	3,100	.1220	0,5	36	6
B210A03175SGL	B211A03175SGL	B212A03175SGL	3,175	.1250	0,5	36	6
B210A03200SGL	B211A03200SGL	B212A03200SGL	3,200	.1260	0,5	36	6
B210A03264SGL	-	B212A03264SGL	3,264	.1285	0,5	36	6
B210A03300SGL	B211A03300SGL	B212A03300SGL	3,300	.1299	0,5	36	6
B210A03400SGL	B211A03400SGL	-	3,400	.1339	0,5	36	6
B210A03455SGL	B211A03455SGL	B212A03455SGL	3,455	.1360	0,5	36	6
B210A03500SGL	B211A03500SGL	B212A03500SGL	3,500	.1378	0,5	36	6
-	B211A03571SGL	B212A03571SGL	3,571	.1406	0,5	36	6
-	B211A03600SGL	-	3,600	.1417	0,5	36	6
-	B211A03658SGL	B212A03658SGL	3,658	.1440	0,5	36	6
-	B211A03700SGL	B212A03700SGL	3,700	.1457	0,5	36	6
B210A03700SGL	-	-	3,700	.1457	0,6	36	6
-	B211A03734SGL	-	3,734	.1470	0,6	36	6
B210A03800SGL	B211A03800SGL	B212A03800SGL	3,800	.1496	0,6	36	6
-	B211A03861SGL	-	3,861	.1520	0,6	36	6
-	B211A03900SGL	-	3,900	.1535	0,6	36	6
B210A04000SGL	B211A04000SGL	B212A04000SGL	4,000	.1575	0,6	36	6
-	B211A04039SGL	B212A04039SGL	4,039	.1590	0,6	36	6
B210A04100SGL	B211A04100SGL	B212A04100SGL	4,100	.1614	0,6	36	6
B210A04200SGL	B211A04200SGL	B212A04200SGL	4,200	.1654	0,6	36	6
-	B211A04217SGL	-	4,217	.1660	0,6	36	6
B210A04300SGL	B211A04300SGL	B212A04300SGL	4,300	.1693	0,6	36	6
-	B211A04366SGL	B212A04366SGL	4,366	.1719	0,6	36	6
B210A04366SGL	-	-	4,366	.1719	0,7	36	6
-	B211A04400SGL	-	4,400	.1732	0,7	36	6
B210A04500SGL	B211A04500SGL	B212A04500SGL	4,500	.1772	0,7	36	6
-	B211A04600SGL	-	4,600	.1811	0,7	36	6
B210A04700SGL	B211A04700SGL	B212A04700SGL	4,700	.1850	0,7	36	6

(continued)

(B210/B211/B212_SGL • -3 x D/-5 x D/-8 x D — continued)



● first choice
○ alternate choice

Solid Carbide Drills

			D1 diameter		L5	LS	D
short • KCMS15	long • KCMS15	extra long • KCMS15	mm	in			
-	B211A04763SGL	-	4,763	.1875	0,7	36	6
B210A04800SGL	B211A04800SGL	B212A04800SGL	4,800	.1890	0,7	36	6
-	B211A04852SGL	B212A04852SGL	4,852	.1910	0,7	36	6
B210A04900SGL	B211A04900SGL	-	4,900	.1929	0,7	36	6
B210A05000SGL	B211A05000SGL	B212A05000SGL	5,000	.1969	0,7	36	6
B210A05100SGL	B211A05100SGL	B212A05100SGL	5,100	.2008	0,8	36	6
B210A05106SGL	B211A05106SGL	-	5,106	.2010	0,8	36	6
B210A05159SGL	B211A05159SGL	-	5,159	.2031	0,8	36	6
B210A05200SGL	B211A05200SGL	B212A05200SGL	5,200	.2047	0,8	36	6
B210A05300SGL	B211A05300SGL	-	5,300	.2087	0,8	36	6
B210A05400SGL	B211A05400SGL	-	5,400	.2126	0,8	36	6
B210A05500SGL	B211A05500SGL	B212A05500SGL	5,500	.2165	0,8	36	6
-	B211A05558SGL	-	5,558	.2188	0,8	36	6
-	B211A05600SGL	-	5,600	.2205	0,8	36	6
B210A05616SGL	-	-	5,616	.2211	0,8	36	6
-	B211A05700SGL	-	5,700	.2244	0,8	36	6
B210A05800SGL	B211A05800SGL	B212A05800SGL	5,800	.2283	0,9	36	6
-	B211A05900SGL	-	5,900	.2323	0,9	36	6
B210A05954SGL	B211A05954SGL	-	5,954	.2344	0,9	36	6
B210A06000SGL	B211A06000SGL	B212A06000SGL	6,000	.2362	0,9	36	6
B210A06100SGL	B211A06100SGL	-	6,100	.2402	0,9	36	8
B210A06200SGL	B211A06200SGL	-	6,200	.2441	0,9	36	8
B210A06300SGL	B211A06300SGL	-	6,300	.2480	0,9	36	8
B210A06350SGL	B211A06350SGL	B212A06350SGL	6,350	.2500	0,9	36	8
-	B211A06400SGL	-	6,400	.2520	0,9	36	8
B210A06400SGL	-	-	6,400	.2520	1,0	36	8
B210A06500SGL	B211A06500SGL	B212A06500SGL	6,500	.2559	1,0	36	8
-	B211A06600SGL	-	6,600	.2598	1,0	36	8
-	B211A06630SGL	B212A06630SGL	6,630	.2610	1,0	36	8
B210A06700SGL	B211A06700SGL	-	6,700	.2638	1,0	36	8
B210A06800SGL	B211A06800SGL	B212A06800SGL	6,800	.2677	1,0	36	8
B210A06900SGL	B211A06900SGL	-	6,900	.2717	1,0	36	8
B210A07000SGL	B211A07000SGL	B212A07000SGL	7,000	.2756	1,0	36	8
B210A07100SGL	B211A07100SGL	-	7,100	.2795	1,1	36	8
B210A07145SGL	-	-	7,145	.2813	1,1	36	8
-	B211A07200SGL	-	7,200	.2835	1,1	36	8
-	B211A07300SGL	-	7,300	.2874	1,1	36	8
B210A07400SGL	B211A07400SGL	-	7,400	.2913	1,1	36	8
B210A07500SGL	B211A07500SGL	-	7,500	.2953	1,1	36	8
-	-	B212A07500SGL	7,500	.2953	1,1	74	8
-	B211A07600SGL	-	7,600	.2992	1,1	36	8
-	B211A07700SGL	-	7,700	.3031	1,1	36	8
B210A07800SGL	B211A07800SGL	B212A07800SGL	7,800	.3071	1,2	36	8
-	B211A07900SGL	-	7,900	.3110	1,2	36	8
B210A07938SGL	B211A07938SGL	-	7,938	.3125	1,2	36	8
B210A08000SGL	B211A08000SGL	B212A08000SGL	8,000	.3150	1,2	36	8
B210A08100SGL	B211A08100SGL	-	8,100	.3189	1,2	40	10
B210A08200SGL	B211A08200SGL	-	8,200	.3228	1,2	40	10
B210A08400SGL	B211A08400SGL	B212A08400SGL	8,400	.3307	1,2	40	10
B210A08433SGL	-	-	8,433	.3320	1,3	40	10
B210A08500SGL	B211A08500SGL	B212A08500SGL	8,500	.3346	1,3	40	10
B210A08600SGL	B211A08600SGL	-	8,600	.3386	1,3	40	10

(continued)

{B210/B211/B212_SGL • -3 x D/-5 x D/-8 x D — continued}

Solid Carbide Drills



● first choice
○ alternate choice

			D1 diameter		L5	LS	D
short • KCMS15	long • KCMS15	extra long • KCMS15	mm	in			
B210A08700SGL	B211A08700SGL	-	8,700	.3425	1,3	40	10
B210A08800SGL	B211A08800SGL	B212A08800SGL	8,800	.3465	1,3	40	10
-	B211A08900SGL	-	8,900	.3504	1,3	40	10
B210A09000SGL	B211A09000SGL	B212A09000SGL	9,000	.3543	1,3	40	10
B210A09093SGL	-	-	9,093	.3580	1,4	40	10
-	B211A09100SGL	-	9,100	.3583	1,3	40	10
-	B211A09200SGL	-	9,200	.3622	1,4	40	10
-	B211A09300SGL	-	9,300	.3661	1,4	40	10
-	B211A09400SGL	-	9,400	.3701	1,4	40	10
B210A09500SGL	B211A09500SGL	B212A09500SGL	9,500	.3740	1,4	40	10
-	B211A09525SGL	-	9,525	.3750	1,4	40	10
-	B211A09600SGL	-	9,600	.3780	1,4	40	10
B210A09700SGL	B211A09700SGL	-	9,700	.3819	1,4	40	10
B210A09800SGL	B211A09800SGL	-	9,800	.3858	1,5	40	10
-	B211A09900SGL	-	9,900	.3898	1,5	40	10
B210A09921SGL	-	-	9,921	.3906	1,5	40	10
B210A10000SGL	B211A10000SGL	B212A10000SGL	10,000	.3937	1,5	40	10
-	B211A10100SGL	-	10,100	.3976	1,5	45	12
B210A10200SGL	B211A10200SGL	B212A10200SGL	10,200	.4016	1,5	45	12
-	B211A10300SGL	-	10,300	.4055	1,5	45	12
B210A10400SGL	B211A10400SGL	-	10,400	.4094	1,5	45	12
B210A10500SGL	B211A10500SGL	B212A10500SGL	10,500	.4134	1,6	45	12
-	B211A10700SGL	-	10,700	.4213	1,6	45	12
B210A10716SGL	-	-	10,716	.4219	1,6	45	12
B210A10800SGL	B211A10800SGL	-	10,800	.4252	1,6	45	12
B210A11000SGL	B211A11000SGL	B212A11000SGL	11,000	.4331	1,6	45	12
-	B211A11100SGL	-	11,100	.4370	1,6	45	12
-	B211A11133SGL	-	11,133	.4375	1,6	45	12
B210A11200SGL	B211A11200SGL	-	11,200	.4409	1,7	45	12
-	B211A11400SGL	-	11,400	.4488	1,7	45	12
B210A11500SGL	B211A11500SGL	-	11,500	.4528	1,7	45	12
B210A11509SGL	-	-	11,509	.4531	1,7	45	12
-	B211A11700SGL	-	11,700	.4606	1,7	45	12
-	B211A11800SGL	B212A11800SGL	11,800	.4646	1,7	45	12
B210A12000SGL	B211A12000SGL	B212A12000SGL	12,000	.4724	1,8	45	12
-	B211A12100SGL	-	12,100	.4764	1,8	45	14
B210A12200SGL	B211A12200SGL	-	12,200	.4803	1,8	45	14
-	B211A12300SGL	-	12,300	.4843	1,8	45	14
B210A12304SGL	-	-	12,304	.4844	1,8	45	14
B210A12500SGL	B211A12500SGL	B212A12500SGL	12,500	.4921	1,9	45	14
B210A12700SGL	B211A12700SGL	-	12,700	.5000	1,9	45	14
B210A12800SGL	B211A12800SGL	-	12,800	.5039	1,9	45	14
-	B211A12900SGL	-	12,900	.5079	1,9	45	14
B210A13000SGL	B211A13000SGL	B212A13000SGL	13,000	.5118	1,9	45	14
-	B211A13100SGL	-	13,100	.5157	1,9	45	14
-	B211A13200SGL	-	13,200	.5197	2,0	45	14
-	B211A13300SGL	-	13,300	.5236	2,0	45	14
B210A13495SGL	-	-	13,495	.5313	2,0	45	14
B210A13500SGL	B211A13500SGL	B212A13500SGL	13,500	.5315	2,0	45	14
-	B211A13800SGL	-	13,800	.5433	2,0	45	14
B210A14000SGL	B211A14000SGL	B212A14000SGL	14,000	.5512	2,1	45	14
B210A14100SGL	B211A14100SGL	-	14,100	.5551	2,1	48	16

(continued)

(B210/B211/B212_SGL • -3 x D/-5 x D/-8 x D — continued)



● first choice
○ alternate choice

Solid Carbide Drills

			D1 diameter		L5	LS	D
short • KCMS15	long • KCMS15	extra long • KCMS15	mm	in			
B210A14200SGL	-	-	14,200	.5591	2,1	48	16
-	B211A14300SGL	-	14,300	.5630	2,1	48	16
-	B211A14400SGL	-	14,400	.5669	2,1	48	16
-	B211A14500SGL	-	14,500	.5709	2,1	48	16
B210A14500SGL	-	-	14,500	.5709	2,2	48	16
-	B211A14600SGL	-	14,600	.5748	2,2	48	16
-	B211A14800SGL	-	14,800	.5827	2,2	48	16
B210A15000SGL	B211A15000SGL	-	15,000	.5906	2,2	48	16
-	B211A15100SGL	-	15,100	.5945	2,2	48	16
-	B211A15300SGL	-	15,300	.6024	2,3	48	16
B210A15500SGL	B211A15500SGL	-	15,500	.6102	2,3	48	16
-	B211A15700SGL	-	15,700	.6181	2,3	48	16
B210A15875SGL	B211A15875SGL	-	15,875	.6250	2,4	48	16
B210A16000SGL	B211A16000SGL	-	16,000	.6299	2,4	48	16
-	B211A16100SGL	-	16,100	.6339	2,4	48	18
B210A16129SGL	-	-	16,129	.6350	2,4	48	18
B210A16500SGL	B211A16500SGL	-	16,500	.6496	2,4	48	18
B210A16670SGL	-	-	16,670	.6563	2,5	48	18
B210A17000SGL	B211A17000SGL	-	17,000	.6693	2,5	48	18
B210A17500SGL	B211A17500SGL	-	17,500	.6890	2,6	48	18
-	B211A17700SGL	-	17,700	.6969	2,6	48	18
B210A18000SGL	B211A18000SGL	-	18,000	.7087	2,7	48	18
B210A18500SGL	B211A18500SGL	-	18,500	.7283	2,7	50	20
-	B211A19000SGL	-	19,000	.7480	2,8	50	20
B210A19050SGL	-	-	19,050	.7500	2,8	50	20
-	B211A19150SGL	-	19,159	.7543	2,8	50	20
-	B211A19300SGL	-	19,300	.7598	2,9	50	20
B210A19500SGL	-	-	19,500	.7677	2,9	50	20
B210A20000SGL	-	-	20,000	.7874	3,0	50	20
-	B211A20500SGL	-	20,500	.8071	3,0	50	20

Tolerance • Metric

nominal size range	D1 tolerance m7	D tolerance h6
>3-6	0,004/0,016	0,000/-0,008
>6-10	0,006/0,021	0,000/-0,009
>10-18	0,007/0,025	0,000/-0,011
>18-25,4	0,008/0,029	0,000/-0,013

HP Drills • B21_SGL Series • Grade KCMS15 • Through Coolant • Metric

Solid Carbide Drills



		Cutting Speed – vc			Metric								
		Range – m/min			Recommended Feed Rate per Rev								
Material Group		min	Starting Value	max		3,0	4,0	6,0	8,0	10,0	12,0	16,0	20,0
P	1	110	160	210	mm/r	0,05–0,13	0,08–0,19	0,11–0,24	0,14–0,30	0,16–0,35	0,18–0,39	0,20–0,46	0,23–0,51
	2	130	170	210	mm/r	0,05–0,13	0,08–0,17	0,11–0,20	0,14–0,24	0,16–0,28	0,18–0,32	0,20–0,37	0,23–0,41
	3	110	150	190	mm/r	0,08–0,13	0,12–0,19	0,14–0,24	0,17–0,30	0,20–0,35	0,22–0,39	0,26–0,46	0,29–0,51
	4	80	120	150	mm/r	0,08–0,12	0,11–0,18	0,12–0,23	0,15–0,28	0,17–0,33	0,19–0,37	0,22–0,43	0,25–0,48
	5	60	80	90	mm/r	0,03–0,11	0,04–0,11	0,05–0,11	0,05–0,14	0,08–0,18	0,11–0,21	0,14–0,24	0,16–0,26
	6	70	120	170	mm/r	0,05–0,11	0,08–0,14	0,11–0,17	0,13–0,21	0,15–0,24	0,17–0,27	0,19–0,33	0,22–0,36
M	1	60	80	90	mm/r	0,05–0,14	0,06–0,15	0,08–0,17	0,10–0,19	0,12–0,21	0,13–0,22	0,16–0,25	0,18–0,27
	2	50	70	90	mm/r	0,05–0,14	0,06–0,15	0,08–0,17	0,10–0,19	0,12–0,21	0,13–0,22	0,16–0,25	0,18–0,27
	3	50	60	80	mm/r	0,05–0,14	0,06–0,15	0,08–0,17	0,10–0,19	0,12–0,21	0,13–0,22	0,16–0,25	0,18–0,27
S	1	10	20	30	mm/r	0,03–0,08	0,04–0,09	0,05–0,11	0,05–0,11	0,08–0,14	0,11–0,16	0,14–0,19	0,16–0,21
	2	10	20	30	mm/r	0,03–0,11	0,04–0,11	0,05–0,11	0,05–0,11	0,08–0,14	0,11–0,16	0,14–0,19	0,16–0,21
	3	20	30	40	mm/r	0,03–0,11	0,04–0,11	0,05–0,11	0,05–0,11	0,08–0,14	0,11–0,16	0,14–0,19	0,16–0,21
	4	30	40	50	mm/r	0,03–0,04	0,04–0,05	0,06–0,08	0,08–0,10	0,11–0,13	0,13–0,15	0,14–0,18	0,16–0,20

Kennametal on the Web

kennametal.com

FIND THE LATEST PRODUCT INFORMATION

Whether your operation is turning, milling, or holemaking, Kennametal brands are the high-performance tooling you need. We offer standard and custom solutions for a wide range of applications.

Find information about our most current campaigns and catalogues.

Register on Konnect for the full functionality of the Kennametal online ordering website.

CONTACT US

Our customers are important to us. We want to provide you the best customer service in the industry. If you have a comment or question, please send it to us. We strive to respond to all inquiries within 24 hours.

FIND A LOCAL AUTHORISED DISTRIBUTOR IN YOUR AREA

Kennametal offers world-class products and services globally. Our distributors know us, and more importantly, they know you. They know better than anyone in the industry how to put the global power of Kennametal to work for you — in your industry, in your region, and for your business.



➤ HP Beyond™ Drills for Steel



Primary Application

B221_HP series solid carbide drills offer the highest metal removal rates and longest tool life in steel and iron materials when dry cutting or using external flood coolant. Dry drilling up to 5 x D possible.

B224_HP series solid carbide drills are ideal for super high-speed drilling of unalloyed and alloyed steel. Achieve 100% higher cutting speed without compromising tool life. Operate these drills with standard through coolant or MQL.

By combining unique Kennametal technologies, such as the HP-point, flute geometry, and a new Beyond grade technology into one tool, the B22_HP Beyond is the ultimate high-volume production tool.

Features and Benefits

HP Drill-Point Design

- Low thrust prevents workpiece flexing.
- Excellent centring capabilities.

Unique Flute Design

- Improved chip evacuation in dry and mid L/D drilling operations.
- Better hole surface quality.

KCPK15™ Beyond Grade

- The grade is a multilayer, TiAlN-based coating with high hot hardness. High cutting speeds enable use in MQL applications.
- The highly polished surface ensures superior chip evacuation even when low-pressure coolant is applied.
- The average metal removal rate and tool life performance improved dramatically (10–30%).

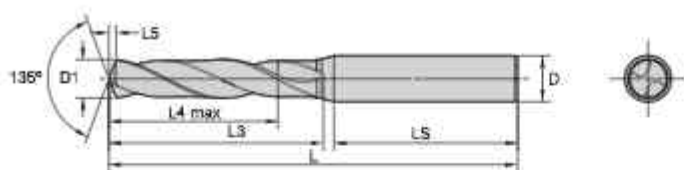
B22_HP Beyond™ drills are the ultimate high-volume production tool.



Customisation

- Intermediate diameters available as semi-standards.
- Length variations and step drills available as engineered solutions.
- For holes deeper than 5 x D, internal coolant is recommended.
- Using Kennametal slim line hydraulic chucks together with standard B22_HP is recommended if workpiece contours need to be bypassed.





For information on L, L3, and L4 max, see the Solid Carbide Drills foldout table.



■ B221/B222_HP • ~3 x D/~5 x D



● first choice
○ alternate choice

		D1 diameter		L5	LS	D
short • KCPK15	long • KCPK15	mm	in			
B221A03000HP	B222A03000HP	3,000	.1181	0,6	36	6
B221A03048HP	B222A03048HP	3,048	.1200	0,6	36	6
B221A03100HP	-	3,100	.1220	0,6	36	6
B221A03175HP	B222A03175HP	3,175	.1250	0,6	36	6
B221A03200HP	-	3,200	.1260	0,6	36	6
B221A03264HP	B222A03264HP	3,264	.1285	0,6	36	6
B221A03300HP	B222A03300HP	3,300	.1299	0,6	36	6
B221A03400HP	-	3,400	.1339	0,6	36	6
B221A03455HP	B222A03455HP	3,455	.1360	0,7	36	6
B221A03500HP	B222A03500HP	3,500	.1378	0,7	36	6
B221A03571HP	B222A03571HP	3,571	.1406	0,7	36	6
B221A03600HP	-	3,600	.1417	0,7	36	6
B221A03700HP	B222A03700HP	3,700	.1457	0,7	36	6
B221A03734HP *	-	3,734	.1470	0,7	36	6
B221A03800HP	B222A03800HP	3,800	.1496	0,7	36	6
B221A03900HP	-	3,900	.1535	0,7	36	6
B221A03970HP	B222A03970HP	3,970	.1563	0,7	36	6
B221A04000HP	B222A04000HP	4,000	.1575	0,8	36	6
B221A04039HP	-	4,039	.1590	0,8	36	6
B221A04090HP	-	4,090	.1610	0,8	36	6
B221A04100HP	-	4,100	.1614	0,8	36	6
B221A04200HP	B222A04200HP	4,200	.1654	0,8	36	6
B221A04217HP *	-	4,217	.1660	0,8	36	6
B221A04300HP	-	4,300	.1693	0,8	36	6
B221A04366HP	B222A04366HP	4,366	.1719	0,8	36	6
B221A04400HP	-	4,400	.1732	0,8	36	6
B221A04500HP	B222A04500HP	4,500	.1772	0,8	36	6
B221A04600HP	B222A04600HP	4,600	.1811	0,9	36	6
B221A04623HP *	-	4,623	.1820	0,9	36	6
B221A04700HP	-	4,700	.1850	0,9	36	6
B221A04763HP	B222A04763HP	4,763	.1875	0,9	36	6
B221A04800HP	B222A04800HP	4,800	.1890	0,9	36	6
B221A04852HP	-	4,852	.1910	0,9	36	6
B221A04900HP	-	4,900	.1929	0,9	36	6
B221A05000HP	B222A05000HP	5,000	.1969	0,9	36	6
B221A05100HP	B222A05100HP	5,100	.2008	1,0	36	6

(continued)

(B221/B222_HP • -3 x D/-5 x D – continued)



● first choice
○ alternate choice

Solid Carbide Drills

		D1 diameter		L5	LS	D
short • KCPK15	long • KCPK15	mm	in			
B221A05106HP	B222A05106HP	5,106	.2010	1,0	36	6
B221A05159HP	B222A05159HP	5,159	.2031	1,0	36	6
B221A05200HP	-	5,200	.2047	1,0	36	6
B221A05300HP	-	5,300	.2087	1,0	36	6
B221A05400HP	-	5,400	.2126	1,0	36	6
B221A05410HP *	B222A05410HP *	5,410	.2130	1,0	36	6
B221A05500HP	B222A05500HP	5,500	.2165	1,0	36	6
B221A05558HP	B222A05558HP *	5,558	.2188	1,0	36	6
B221A05600HP	-	5,600	.2205	1,1	36	6
B221A05616HP *	-	5,616	.2211	1,1	36	6
B221A05700HP	-	5,700	.2244	1,1	36	6
B221A05800HP	B222A05800HP	5,800	.2283	1,1	36	6
B221A05900HP	-	5,900	.2323	1,1	36	6
-	B222A05954HP	5,954	.2344	1,1	36	6
B221A06000HP	B222A06000HP	6,000	.2362	1,1	36	6
B221A06100HP	-	6,100	.2402	1,1	36	8
B221A06200HP	-	6,200	.2441	1,2	36	8
B221A06300HP	-	6,300	.2480	1,2	36	8
B221A06350HP	B222A06350HP	6,350	.2500	1,2	36	8
B221A06400HP	-	6,400	.2520	1,2	36	8
B221A06500HP	B222A06500HP	6,500	.2559	1,2	36	8
B221A06528HP	B222A06528HP	6,528	.2570	1,2	36	8
B221A06600HP	-	6,600	.2598	1,2	36	8
B221A06630HP *	-	6,630	.2610	1,2	36	8
B221A06700HP	B222A06700HP	6,700	.2638	1,3	36	8
B221A06746HP	B222A06746HP	6,746	.2656	1,3	36	8
B221A06800HP	B222A06800HP	6,800	.2677	1,3	36	8
B221A06900HP	-	6,900	.2717	1,3	36	8
B221A07000HP	B222A07000HP	7,000	.2756	1,3	36	8
B221A07100HP	-	7,100	.2795	1,3	36	8
B221A07145HP *	B222A07145HP	7,145	.2813	1,3	36	8
B221A07200HP	-	7,200	.2835	1,3	36	8
B221A07300HP	-	7,300	.2874	1,4	36	8
B221A07400HP	-	7,400	.2913	1,4	36	8
B221A07500HP	B222A07500HP	7,500	.2953	1,4	36	8
B221A07541HP *	B222A07541HP	7,541	.2969	1,4	36	8
B221A07600HP *	-	7,600	.2992	1,4	36	8
B221A07700HP	-	7,700	.3031	1,4	36	8
B221A07800HP	B222A07800HP	7,800	.3071	1,5	36	8
B221A07900HP	-	7,900	.3110	1,5	36	8
B221A07938HP	B222A07938HP	7,938	.3125	1,5	36	8
B221A08000HP	B222A08000HP	8,000	.3150	1,5	36	8
B221A08100HP	-	8,100	.3189	1,5	40	10
B221A08200HP	B222A08200HP	8,200	.3228	1,5	40	10
B221A08300HP	-	8,300	.3268	1,6	40	10
B221A08334HP	B222A08334HP	8,334	.3281	1,6	40	10
B221A08400HP	-	8,400	.3307	1,6	40	10
B221A08433HP *	B222A08433HP	8,433	.3320	1,6	40	10
B221A08500HP	B222A08500HP	8,500	.3346	1,6	40	10
B221A08600HP	-	8,600	.3386	1,6	40	10
B221A08700HP	-	8,700	.3425	1,6	40	10
B221A08733HP *	B222A08733HP	8,733	.3438	1,6	40	10

(continued)

(B221/B222_HP • -3 x D/-5 x D – continued)



Solid Carbide Drills

● first choice
 ○ alternate choice

		D1 diameter		L5	LS	D
short • KCPK15	long • KCPK15	mm	in			
B221A08800HP	B222A08800HP	8,800	.3465	1,6	40	10
B221A08900HP	-	8,900	.3504	1,7	40	10
B221A09000HP	B222A09000HP	9,000	.3543	1,7	40	10
B221A09100HP	-	9,100	.3583	1,7	40	10
B221A09129HP	B222A09129HP	9,129	.3594	1,7	40	10
B221A09200HP	-	9,200	.3622	1,7	40	10
B221A09300HP	B222A09300HP	9,300	.3661	1,7	40	10
B221A09347HP	-	9,347	.3680	1,7	40	10
B221A09400HP	-	9,400	.3701	1,8	40	10
B221A09500HP	B222A09500HP	9,500	.3740	1,8	40	10
B221A09525HP	B222A09525HP	9,525	.3750	1,8	40	10
B221A09600HP	-	9,600	.3780	1,8	40	10
B221A09700HP	-	9,700	.3819	1,8	40	10
B221A09800HP	B222A09800HP	9,800	.3858	1,8	40	10
B221A09900HP	-	9,900	.3898	1,8	40	10
B221A09921HP	B222A09921HP	9,921	.3906	1,9	40	10
B221A10000HP	B222A10000HP	10,000	.3937	1,9	40	10
B221A10100HP	-	10,100	.3976	1,9	45	12
B221A10200HP	B222A10200HP	10,200	.4016	1,9	45	12
B221A10300HP	-	10,300	.4055	1,9	45	12
B221A10320HP	B222A10320HP	10,320	.4063	1,9	45	12
B221A10400HP	-	10,400	.4094	1,9	45	12
B221A10500HP	B222A10500HP	10,500	.4134	2,0	45	12
B221A10600HP	-	10,600	.4173	2,0	45	12
B221A10700HP	-	10,700	.4213	2,0	45	12
B221A10716HP	B222A10716HP	10,716	.4219	2,0	45	12
B221A10800HP	B222A10800HP	10,800	.4252	2,0	45	12
B221A10900HP *	-	10,900	.4291	2,0	45	12
B221A11000HP	B222A11000HP	11,000	.4331	2,1	45	12
B221A11100HP	-	11,100	.4370	2,1	45	12
B221A11113HP	B222A11113HP	11,113	.4375	2,1	45	12
B221A11200HP	-	11,200	.4409	2,1	45	12
B221A11300HP	-	11,300	.4449	2,1	45	12
B221A11400HP	-	11,400	.4488	2,1	45	12
B221A11500HP	B222A11500HP	11,500	.4528	2,1	45	12
B221A11509HP *	B222A11509HP	11,509	.4531	2,1	45	12
B221A11600HP *	-	11,600	.4567	2,2	45	12
B221A11700HP	-	11,700	.4606	2,2	45	12
B221A11800HP	-	11,800	.4646	2,2	45	12
B221A11900HP	-	11,900	.4685	2,2	45	12
B221A11908HP	B222A11908HP	11,908	.4688	2,2	45	12
B221A12000HP	B222A12000HP	12,000	.4724	2,2	45	12
B221A12100HP	-	12,100	.4764	2,3	45	14
B221A12200HP	-	12,200	.4803	2,3	45	14
B221A12300HP	-	12,300	.4843	2,3	45	14
-	B222A12304HP	12,304	.4844	2,3	45	14
B221A12400HP	-	12,400	.4882	2,3	45	14
B221A12500HP	B222A12500HP *	12,500	.4921	2,3	45	14
B221A12600HP	-	12,600	.4961	2,3	45	14
B221A12700HP	B222A12700HP	12,700	.5000	2,4	45	14
B221A12800HP	-	12,800	.5039	2,4	45	14
B221A12900HP	-	12,900	.5079	2,4	45	14

(continued)

(B221/B222_HP • -3 x D/-5 x D — continued)



● first choice
○ alternate choice



Solid Carbide Drills

		D1 diameter		L5	LS	D
short • KCPK15	long • KCPK15	mm	in			
B221A13000HP	B222A13000HP	13,000	.5118	2,4	45	14
B221A13100HP	-	13,100	.5157	2,4	45	14
B221A13200HP	-	13,200	.5197	2,5	45	14
B221A13300HP	-	13,300	.5236	2,5	45	14
B221A13500HP	B222A13500HP	13,500	.5315	2,5	45	14
B221A13600HP	-	13,600	.5354	2,5	45	14
B221A13700HP	-	13,700	.5394	2,6	45	14
B221A13800HP	-	13,800	.5433	2,6	45	14
B221A13991HP	-	13,991	.5469	2,6	45	14
B221A14000HP	B222A14000HP	14,000	.5512	2,6	45	14
B221A14100HP	-	14,100	.5551	2,6	48	16
B221A14200HP	-	14,200	.5591	2,6	48	16
B221A14288HP	B222A14288HP	14,288	.5625	2,7	48	16
B221A14300HP	-	14,300	.5630	2,7	48	16
B221A14400HP	-	14,400	.5669	2,7	48	16
B221A14500HP	B222A14500HP	14,500	.5709	2,7	48	16
B221A14600HP	-	14,600	.5748	2,7	48	16
B221A14684HP *	-	14,684	.5781	2,7	48	16
B221A14700HP	-	14,700	.5787	2,7	48	16
B221A14800HP	-	14,800	.5827	2,8	48	16
B221A14900HP	-	14,900	.5866	2,8	48	16
B221A15000HP	B222A15000HP	15,000	.5906	2,8	48	16
B221A15083HP	-	15,083	.5938	2,8	48	16
B221A15100HP	-	15,100	.5945	2,8	48	16
B221A15200HP	-	15,200	.5984	2,8	48	16
B221A15300HP	-	15,300	.6024	2,8	48	16
B221A15400HP *	-	15,400	.6063	2,9	48	16
B221A15479HP	-	15,479	.6094	2,9	48	16
B221A15500HP	B222A15500HP	15,500	.6102	2,9	48	16
B221A15600HP	-	15,600	.6142	2,9	48	16
B221A15700HP	-	15,700	.6181	2,9	48	16
B221A15800HP	-	15,800	.6220	2,9	48	16
B221A15875HP	B222A15875HP	15,875	.6250	3,0	48	16
B221A15900HP *	-	15,900	.6260	3,0	48	16
B221A16000HP	B222A16000HP	16,000	.6299	3,0	48	16
B221A16500HP	B222A16500HP	16,500	.6496	3,1	48	18
B221A17000HP	B222A17000HP	17,000	.6693	3,2	48	18
B221A17463HP	B222A17463HP	17,463	.6875	3,2	48	18
B221A17500HP	B222A17500HP	17,500	.6890	3,3	48	18
B221A17700HP	-	17,700	.6969	3,3	48	18
B221A18000HP	B222A18000HP	18,000	.7087	3,3	48	18
B221A18500HP	B222A18500HP *	18,500	.7283	3,4	50	20
B221A19000HP	B222A19000HP	19,000	.7480	3,5	50	20
B221A19050HP	B222A19050HP	19,050	.7500	3,5	50	20
B221A19500HP	-	19,500	.7677	3,6	50	20
B221A20000HP	B222A20000HP	20,000	.7874	3,7	50	20
B221A20500HP	-	20,500	.8071	3,8	50	20
B221A21000HP	-	21,000	.8268	3,9	50	20



NOTE: *Made-to-order standard item. Standard pricing, manufacturing lead time, and minimum order quantity applies.

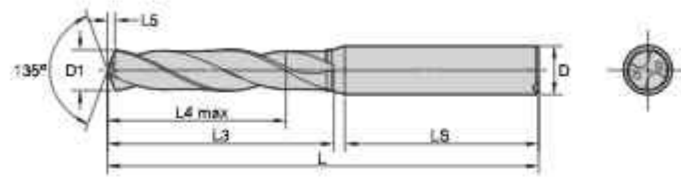
Tolerance • Metric		
nominal size range	D1 tolerance m7	D tolerance h6
>3-6	0,004/0,016	0,000/-0,008
>6-10	0,006/0,021	0,000/-0,009
>10-18	0,007/0,025	0,000/-0,011
>18-25,4	0,008/0,029	0,000/-0,013

■ HP Drills • B221_HP, B222_HP Series • Grade KCPK15™ • Flood Coolant • Drill Diameters 3–20mm • Metric

													
		Cutting Speed – vc			Metric								
		Range – m/min			Recommended Feed Rate (fz) by Diameter								
Material Group		min	Starting Value	max		3,0	4,0	6,0	8,0	10,0	12,0	16,0	20,0
	P	0	80	110	170	mm/r	0,06–0,14	0,06–0,14	0,07–0,20	0,08–0,25	0,09–0,30	0,12–0,36	0,18–0,42
1		70	110	150	mm/r	0,07–0,16	0,07–0,17	0,08–0,24	0,09–0,29	0,09–0,35	0,12–0,42	0,25–0,50	0,33–0,58
2		90	120	160	mm/r	0,07–0,15	0,07–0,17	0,12–0,23	0,14–0,31	0,16–0,33	0,20–0,40	0,25–0,50	0,31–0,58
3		60	90	120	mm/r	0,09–0,16	0,09–0,17	0,14–0,24	0,15–0,33	0,19–0,35	0,24–0,44	0,27–0,50	0,34–0,60
4		50	80	120	mm/r	0,08–0,16	0,08–0,17	0,13–0,25	0,16–0,33	0,17–0,33	0,21–0,44	0,24–0,50	0,30–0,60
6		50	80	120	mm/r	0,06–0,11	0,07–0,13	0,09–0,17	0,13–0,24	0,15–0,24	0,18–0,30	0,23–0,40	0,28–0,49
K	1	70	100	120	mm/r	0,11–0,21	0,09–0,18	0,14–0,28	0,16–0,37	0,20–0,40	0,22–0,45	0,28–0,58	0,36–0,71
	2	70	120	120	mm/r	0,11–0,19	0,09–0,16	0,14–0,23	0,16–0,32	0,19–0,32	0,22–0,37	0,28–0,47	0,36–0,60
	3	50	90	130	mm/r	0,08–0,17	0,07–0,14	0,12–0,25	0,13–0,27	0,16–0,29	0,18–0,39	0,25–0,48	0,29–0,58

■ HP Drills • B221HP, B222HP Series • Grade KCPK15™ • Dry Applications • Drill Diameters 3–20mm • Metric

													
		Cutting Speed – vc			Metric								
		Range – m/min			Recommended Feed Rate (fz) by Diameter								
Material Group		min	Starting Value	max		3,0	4,0	6,0	8,0	10,0	12,0	16,0	20,0
	P	0	70	90	140	mm/r	0,06–0,10	0,06–0,12	0,11–0,18	0,14–0,24	0,17–0,30	0,21–0,36	0,29–0,43
1		60	90	120	mm/r	0,07–0,12	0,07–0,14	0,13–0,21	0,17–0,28	0,20–0,35	0,25–0,42	0,34–0,50	0,42–0,69
2		60	90	120	mm/r	0,07–0,13	0,07–0,14	0,13–0,21	0,17–0,28	0,20–0,35	0,25–0,42	0,34–0,50	0,42–0,69
3		60	80	90	mm/r	0,05–0,07	0,07–0,13	0,11–0,19	0,14–0,21	0,18–0,28	0,21–0,33	0,28–0,42	0,36–0,53
4		60	80	90	mm/r	0,08–0,12	0,11–0,18	0,12–0,23	0,15–0,28	0,17–0,33	0,19–0,37	0,22–0,43	0,25–0,48
6		60	80	90	mm/r	0,05–0,07	0,07–0,13	0,11–0,19	0,14–0,21	0,18–0,28	0,21–0,33	0,28–0,42	0,36–0,53



For information on L, L3, and L4 max, see the Solid Carbide Drills foldout table.



Solid Carbide Drills

beyond

■ B224/B225_HP • ~3 x D / ~5 x D



● first choice
○ alternate choice

		D1 diameter		L5	LS	D
short • KCPK15	long • KCPK15	mm	in			
B224A03000HP	B225A03000HP	3,000	.1181	0,6	36	6
B224A03048HP	B225A03048HP	3,048	.1200	0,6	36	6
B224A03100HP	B225A03100HP	3,100	.1220	0,6	36	6
B224A03175HP	B225A03175HP	3,175	.1250	0,6	36	6
B224A03200HP	B225A03200HP	3,200	.1260	0,6	36	6
B224A03264HP *	B225A03264HP	3,264	.1285	0,6	36	6
B224A03300HP	B225A03300HP	3,300	.1299	0,6	36	6
B224A03400HP	B225A03400HP	3,400	.1339	0,6	36	6
B224A03455HP	B225A03455HP	3,455	.1360	0,7	36	6
B224A03500HP	B225A03500HP	3,500	.1378	0,7	36	6
-	B225A03571HP	3,571	.1406	0,7	36	6
B224A03600HP	B225A03600HP	3,600	.1417	0,7	36	6
B224A03658HP	-	3,658	.1440	0,7	36	6
B224A03700HP *	B225A03700HP	3,700	.1457	0,7	36	6
B224A03734HP *	-	3,734	.1470	0,7	36	6
-	B225A03797HP	3,797	.1495	0,7	36	6
B224A03800HP	B225A03800HP	3,800	.1498	0,7	36	6
B224A03900HP	B225A03900HP	3,900	.1535	0,7	36	6
B224A03970HP	B225A03970HP	3,970	.1563	0,7	36	6
B224A04000HP	B225A04000HP	4,000	.1575	0,8	36	6
B224A04039HP *	-	4,039	.1590	0,8	36	6
B224A04090HP	-	4,090	.1610	0,8	36	6
B224A04100HP	B225A04100HP	4,100	.1614	0,8	36	6
B224A04200HP	B225A04200HP	4,200	.1654	0,8	36	6
B224A04217HP *	-	4,217	.1660	0,8	36	6
-	B225A04300HP	4,300	.1693	0,8	36	6
B224A04366HP	B225A04366HP	4,366	.1719	0,8	36	6
-	B225A04400HP	4,400	.1732	0,8	36	6
B224A04496HP	B225A04496HP	4,496	.1770	0,8	36	6
-	B225A04500HP	4,500	.1772	0,8	36	6
-	B225A04600HP	4,600	.1811	0,9	36	6
B224A04623HP	-	4,623	.1820	0,9	36	6
B224A04700HP *	B225A04700HP	4,700	.1850	0,9	36	6
B224A04763HP	B225A04763HP	4,763	.1875	0,9	36	6
-	B225A04800HP	4,800	.1890	0,9	36	6
B224A04852HP	-	4,852	.1910	0,9	36	6

(continued)

(B224/B225_HP • -3 x D/-5 x D – continued)

Solid Carbide Drills



● first choice
○ alternate choice

		D1 diameter				
short • KCPK15	long • KCPK15	mm	in	L5	LS	D
-	B225A04900HP	4,900	.1929	0,9	36	6
B224A05000HP	B225A05000HP	5,000	.1969	0,9	36	6
B224A05050HP	-	5,050	.1988	0,9	36	6
B224A05100HP	B225A05100HP	5,100	.2008	1,0	36	6
B224A05106HP	B225A05106HP	5,106	.2010	1,0	36	6
B224A05159HP	B225A05159HP	5,159	.2031	1,0	36	6
-	B225A05200HP	5,200	.2047	1,0	36	6
-	B225A05300HP	5,300	.2087	1,0	36	6
-	B225A05400HP	5,400	.2126	1,0	36	6
B224A05410HP	B225A05410HP	5,410	.2130	1,0	36	6
B224A05500HP	B225A05500HP	5,500	.2165	1,0	36	6
B224A05558HP	B225A05558HP	5,558	.2188	1,0	36	6
B224A05600HP	B225A05600HP	5,600	.2205	1,1	36	6
B224A05616HP *	-	5,616	.2211	1,1	36	6
-	B225A05700HP	5,700	.2244	1,1	36	6
B224A05791HP	B225A05791HP	5,791	.2280	1,1	36	6
-	B225A05800HP	5,800	.2283	1,1	36	6
-	B225A05900HP	5,900	.2323	1,1	36	6
B224A05944HP *	B225A05944HP	5,944	.2340	1,1	36	6
B224A05954HP *	B225A05954HP	5,954	.2344	1,1	36	6
B224A06000HP	B225A06000HP	6,000	.2362	1,1	36	6
-	B225A06100HP	6,100	.2402	1,1	36	8
-	B225A06200HP	6,200	.2441	1,2	36	8
-	B225A06300HP	6,300	.2480	1,2	36	8
B224A06350HP	B225A06350HP	6,350	.2500	1,2	36	8
-	B225A06400HP	6,400	.2520	1,2	36	8
B224A06500HP	B225A06500HP	6,500	.2559	1,2	36	8
B224A06528HP *	B225A06528HP	6,528	.2570	1,2	36	8
-	B225A06600HP	6,600	.2598	1,2	36	8
B224A06630HP	-	6,630	.2610	1,2	36	8
B224A06700HP *	B225A06700HP	6,700	.2638	1,3	36	8
B224A06746HP *	B225A06746HP	6,746	.2656	1,3	36	8
B224A06800HP	B225A06800HP	6,800	.2677	1,3	36	8
-	B225A06900HP	6,900	.2717	1,3	36	8
B224A06909HP	B225A06909HP	6,909	.2720	1,3	36	8
B224A07000HP	B225A07000HP	7,000	.2756	1,3	36	8
-	B225A07100HP	7,100	.2795	1,3	36	8
B224A07145HP	B225A07145HP	7,145	.2813	1,3	36	8
-	B225A07200HP	7,200	.2835	1,3	36	8
-	B225A07300HP	7,300	.2874	1,4	36	8
B224A07366HP *	B225A07366HP	7,366	.2900	1,4	36	8
B224A07400HP	B225A07400HP	7,400	.2913	1,4	36	8
B224A07500HP	B225A07500HP	7,500	.2953	1,4	36	8
B224A07541HP	B225A07541HP	7,541	.2969	1,4	36	8
-	B225A07600HP	7,600	.2992	1,4	36	8
-	B225A07700HP	7,700	.3031	1,4	36	8
-	B225A07800HP	7,800	.3071	1,5	36	8
-	B225A07900HP	7,900	.3110	1,5	36	8
B224A07938HP	B225A07938HP	7,938	.3125	1,5	36	8
B224A08000HP	B225A08000HP	8,000	.3150	1,5	36	8
-	B225A08100HP	8,100	.3189	1,5	40	10
B224A08200HP	B225A08200HP	8,200	.3228	1,5	40	10

(continued)

(B224/B225_HP • -3 x DI-5 x D - continued)



● first choice
○ alternate choice

Solid Carbide Drills

		D1 diameter		L5	LS	D
short • KCPK15	long • KCPK15	mm	in			
-	B225A06300HP	6,300	.3268	1,6	40	10
B224A06334HP	B225A06334HP	6,334	.3281	1,6	40	10
-	B225A06400HP	6,400	.3307	1,6	40	10
B224A06433HP	B225A06433HP	6,433	.3320	1,6	40	10
B224A06500HP	B225A06500HP	6,500	.3346	1,6	40	10
-	B225A06600HP	6,600	.3386	1,6	40	10
B224A06700HP	B225A06700HP	6,700	.3425	1,6	40	10
B224A06733HP	B225A06733HP	6,733	.3438	1,6	40	10
B224A06800HP	B225A06800HP	6,800	.3465	1,6	40	10
B224A06839HP *	B225A06839HP	6,839	.3480	1,7	40	10
-	B225A06900HP	6,900	.3504	1,7	40	10
B224A06900HP	B225A06900HP	6,900	.3543	1,7	40	10
B224A06903HP *	B225A06903HP	6,903	.3580	1,7	40	10
-	B225A069100HP	6,910	.3583	1,7	40	10
B224A069129HP	B225A069129HP	6,9129	.3594	1,7	40	10
-	B225A069200HP	6,920	.3622	1,7	40	10
-	B225A069300HP	6,930	.3661	1,7	40	10
-	B225A069347HP	6,9347	.3680	1,7	40	10
B224A069400HP	B225A069400HP	6,940	.3701	1,8	40	10
B224A069500HP	B225A069500HP	6,950	.3740	1,8	40	10
B224A069525HP	B225A069525HP	6,9525	.3750	1,8	40	10
-	B225A069600HP	6,960	.3780	1,8	40	10
-	B225A069700HP	6,970	.3819	1,8	40	10
-	B225A069800HP	6,980	.3858	1,8	40	10
-	B225A069900HP	6,990	.3898	1,8	40	10
B224A069921HP *	B225A069921HP	6,9921	.3906	1,9	40	10
B224A10000HP	B225A10000HP	10,000	.3937	1,9	40	10
-	B225A10100HP	10,100	.3976	1,9	45	12
B224A10200HP	B225A10200HP	10,200	.4016	1,9	45	12
B224A10300HP	B225A10300HP	10,300	.4055	1,9	45	12
B224A10320HP	B225A10320HP	10,320	.4063	1,9	45	12
B224A10400HP	B225A10400HP	10,400	.4094	1,9	45	12
B224A10500HP	B225A10500HP	10,500	.4134	2,0	45	12
-	B225A10600HP	10,600	.4173	2,0	45	12
-	B225A10700HP	10,700	.4213	2,0	45	12
B224A10716HP	B225A10716HP	10,716	.4219	2,0	45	12
B224A10800HP	B225A10800HP	10,800	.4252	2,0	45	12
-	B225A10900HP	10,900	.4291	2,0	45	12
B224A11000HP	B225A11000HP	11,000	.4331	2,1	45	12
-	B225A11100HP	11,100	.4370	2,1	45	12
B224A11113HP	B225A11113HP	11,113	.4375	2,1	45	12
-	B225A11200HP	11,200	.4409	2,1	45	12
-	B225A11300HP	11,300	.4449	2,1	45	12
-	B225A11400HP	11,400	.4488	2,1	45	12
B224A11500HP	B225A11500HP	11,500	.4528	2,1	45	12
B224A11509HP	B225A11509HP	11,509	.4531	2,1	45	12
-	B225A11600HP	11,600	.4567	2,2	45	12
-	B225A11700HP	11,700	.4606	2,2	45	12
-	B225A11800HP	11,800	.4646	2,2	45	12
-	B225A11900HP	11,900	.4685	2,2	45	12
B224A11908HP	B225A11908HP	11,908	.4688	2,2	45	12
B224A12000HP	B225A12000HP	12,000	.4724	2,2	45	12

(continued)

(B224/B225_HP • -3 x D/-5 x D – continued)

Solid Carbide Drills



● first choice
○ alternate choice

		D1 diameter		L5	LS	D
short • KCPK15	long • KCPK15	mm	in			
-	B225A12100HP	12,100	.4764	2,3	45	14
-	B225A12200HP	12,200	.4803	2,3	45	14
B224A12300HP	B225A12300HP	12,300	.4843	2,3	45	14
B224A12304HP *	B225A12304HP	12,304	.4844	2,3	45	14
-	B225A12400HP	12,400	.4882	2,3	45	14
B224A12500HP	B225A12500HP	12,500	.4921	2,3	45	14
-	B225A12600HP	12,600	.4961	2,3	45	14
B224A12700HP	B225A12700HP	12,700	.5000	2,4	45	14
B224A12800HP *	B225A12800HP	12,800	.5039	2,4	45	14
-	B225A12900HP	12,900	.5079	2,4	45	14
B224A13000HP	B225A13000HP	13,000	.5118	2,4	45	14
B224A13096HP *	-	13,096	.5156	2,4	45	14
B224A13100HP	B225A13100HP	13,100	.5157	2,4	45	14
-	B225A13200HP	13,200	.5197	2,5	45	14
-	B225A13300HP	13,300	.5236	2,5	45	14
-	B225A13400HP	13,400	.5276	2,5	45	14
B224A13495HP	B225A13495HP	13,495	.5313	2,5	45	14
B224A13500HP	B225A13500HP	13,500	.5315	2,5	45	14
-	B225A13600HP	13,600	.5354	2,5	45	14
-	B225A13700HP	13,700	.5394	2,6	45	14
-	B225A13800HP	13,800	.5433	2,6	45	14
B224A13891HP	B225A13891HP *	13,891	.5469	2,6	45	14
-	B225A13900HP	13,900	.5472	2,6	45	14
B224A14000HP	B225A14000HP	14,000	.5512	2,6	45	14
-	B225A14100HP	14,100	.5551	2,6	48	16
B224A14200HP *	B225A14200HP	14,200	.5591	2,6	48	16
B224A14288HP	B225A14288HP	14,288	.5625	2,7	48	16
-	B225A14300HP	14,300	.5630	2,7	48	16
-	B225A14400HP	14,400	.5669	2,7	48	16
B224A14500HP	B225A14500HP	14,500	.5709	2,7	48	16
-	B225A14600HP	14,600	.5748	2,7	48	16
B224A14684HP	B225A14684HP *	14,684	.5781	2,7	48	16
-	B225A14700HP	14,700	.5787	2,7	48	16
-	B225A14800HP	14,800	.5827	2,8	48	16
-	B225A14900HP *	14,900	.5866	2,8	48	16
-	B225A15000HP	15,000	.5906	2,8	48	16
B224A15083HP *	B225A15083HP *	15,083	.5938	2,8	48	16
-	B225A15100HP	15,100	.5945	2,8	48	16
-	B225A15200HP	15,200	.5984	2,8	48	16
-	B225A15300HP	15,300	.6024	2,8	48	16
-	B225A15400HP	15,400	.6063	2,9	48	16
-	B225A15479HP *	15,479	.6094	2,9	48	16
B224A15500HP	B225A15500HP	15,500	.6102	2,9	48	16
B224A15600HP	B225A15600HP	15,600	.6142	2,9	48	16
-	B225A15700HP	15,700	.6181	2,9	48	16
-	B225A15800HP	15,800	.6220	2,9	48	16
B224A15875HP	B225A15875HP	15,875	.6250	3,0	48	16
-	B225A15900HP *	15,900	.6260	3,0	48	16
B224A16000HP	B225A16000HP	16,000	.6299	3,0	48	16
-	B225A16100HP	16,100	.6339	3,0	48	18
B224A16500HP	B225A16500HP	16,500	.6496	3,1	48	18
-	B225A16670HP	16,670	.6563	3,1	48	18

(continued)

(B224/B225_HP • -3 x D/-5 x D – continued)

		D1 diameter					
		mm	in	LS	LS	D	
short • KCPK15	long • KCPK15						
B224A17000HP	B225A17000HP	17,000	.6693	3,2	48	18	
B224A17463HP	B225A17463HP	17,463	.6875	3,2	48	18	
B224A17500HP	B225A17500HP	17,500	.6890	3,3	48	18	
-	B225A17700HP	17,700	.6969	3,3	48	18	
B224A18000HP	B225A18000HP	18,000	.7087	3,3	48	18	
-	B225A18500HP	18,500	.7283	3,4	50	20	
B224A19000HP	B225A19000HP	19,000	.7480	3,5	50	20	
B224A19050HP *	B225A19050HP	19,050	.7500	3,5	50	20	
-	B225A19200HP	19,200	.7559	3,6	50	20	
-	B225A19250HP	19,250	.7579	3,6	50	20	
-	B225A19300HP	19,300	.7598	3,6	50	20	
-	B225A19500HP	19,500	.7677	3,6	50	20	
B224A20000HP	B225A20000HP	20,000	.7874	3,7	50	20	
-	B225A20500HP	20,500	.8071	3,8	50	20	
-	B225A21000HP	21,000	.8268	3,9	50	20	

● first choice
○ alternate choice

Solid Carbide Drills

NOTE: *Made-to-order standard item. Standard pricing, manufacturing lead time, and minimum order quantity applies.

nominal size range	Tolerance • Metric	
	D1 tolerance m7	D tolerance h6
>3-6	0,004/0,016	0,000/-0,008
>6-10	0,006/0,021	0,000/-0,009
>10-18	0,007/0,025	0,000/-0,011
>18-25,4	0,008/0,029	0,000/-0,013

Application Data

■ HP Drills • B224_HP, B225_HP Series • Grade KCPK15™ • Through Coolant or MQL (Minimum Quantity Lubricant) • Drill Diameters 3–20mm • Metric

Material Group	Cutting Speed – vc			Metric									
	Range – m/min			Recommended Feed Rate (f) by Diameter									
	min	Starting Value	max	3,0	4,0	6,0	8,0	10,0	12,0	16,0	20,0		
					mm/r								
P	0	140	240	290	mm/r	0,08–0,15	0,09–0,18	0,12–0,21	0,14–0,29	0,15–0,33	0,17–0,37	0,19–0,43	0,22–0,49
	1	130	240	290	mm/r	0,09–0,18	0,11–0,21	0,14–0,25	0,16–0,34	0,18–0,39	0,20–0,43	0,22–0,51	0,26–0,58
	2	190	230	270	mm/r	0,09–0,18	0,11–0,21	0,14–0,25	0,16–0,34	0,18–0,39	0,20–0,43	0,26–0,51	0,32–0,58
	3	130	160	190	mm/r	0,10–0,18	0,12–0,21	0,14–0,26	0,16–0,34	0,19–0,39	0,24–0,46	0,27–0,51	0,34–0,60
	4	110	150	170	mm/r	0,07–0,16	0,09–0,18	0,14–0,26	0,16–0,34	0,17–0,36	0,22–0,45	0,25–0,52	0,30–0,60
	5	60	80	90	mm/r	0,06–0,14	0,08–0,16	0,10–0,20	0,14–0,25	0,16–0,28	0,18–0,32	0,22–0,40	0,26–0,48
K	6	110	150	190	mm/r	0,07–0,13	0,11–0,16	0,12–0,20	0,15–0,28	0,17–0,33	0,19–0,37	0,22–0,43	0,25–0,48
	1	120	150	200	mm/r	0,08–0,11	0,14–0,20	0,20–0,28	0,25–0,35	0,29–0,40	0,32–0,43	0,36–0,50	0,40–0,55
	2	80	120	160	mm/r	0,08–0,11	0,13–0,17	0,19–0,26	0,23–0,30	0,25–0,36	0,30–0,40	0,34–0,46	0,37–0,50
	3	60	80	120	mm/r	0,07–0,10	0,10–0,14	0,15–0,21	0,19–0,26	0,22–0,30	0,24–0,33	0,28–0,38	0,30–0,41

➤ YPC Beyond™ Solid Carbide Drills with Through Coolant for Iron Materials



Primary Application

The B25_YPC series solid carbide drills are specifically engineered to deliver best-in-class hole quality and longest tool life in cast iron, ductile iron, CGI, and ADI. Operate these drills with standard through coolant or MQL.

The B25_YPC Beyond solid carbide drill combines unique Kennametal technologies, such as the Y-TECH™ flute spacing, the HP-point geometry, the KCK10™ Beyond grade, and the latest, proprietary post-coat treatment technology into one tool.

Features and Benefits

Y-TECH Technology with Uneven Flute-to-Flute Angle

- Unbalanced forces by design avoid chipping on margin lands.

Three-Margin Lands

- Reduce pendulum motion by directing forces towards third margin for superior hole accuracy (cylindricity, constant diameter, hole straightness).

New HP Drill-Point Design

- Low thrust prevents workpiece flexing.
- Excellent centring capabilities.
- Highest possible feed rates.

Corner Chamfer

- Avoids breakout when drilling through holes in grey iron.
- Significantly increases tool life at elevated speeds and feeds.

KCK10 Beyond Grade

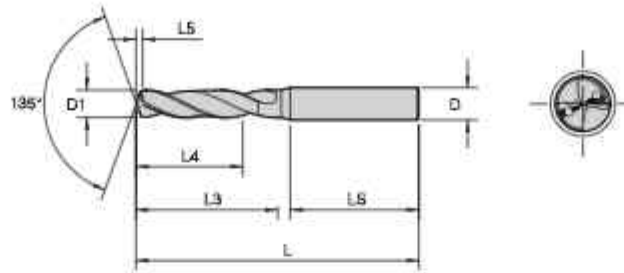
- The grade contains multiple layers of PVD coating offering outstanding wear resistance for the drilling of cast irons.
- The highly polished surface ensures superior chip evacuation even when low-pressure coolant or MQL is applied.

Y-TECH™ technology for superior hole quality.



Customisation

- Intermediate diameters available as semi-standards.
- Length variations and step drills available as engineered solutions.
- Using Kennametal slim line hydraulic chucks together with standard B25_YPC is recommended if workpiece contours need to be bypassed.



beyond

For information on L, L3, and L4 max, see the Solid Carbide Drills foldout table.

● B254/B255/B256_YPC • ~3 x D/~5 x D/~8 x D






● first choice
 ○ alternate choice

			D1 diameter		L5	L8	D
short • KCK10	long • KCK10	extra long • KCK10	mm	in			
B254A03000YPC	B255A03000YPC	B256A03000YPC	3,000	.1181	0,9	36	6
B254A03048YPC *	B255A03048YPC	-	3,048	.1200	0,9	36	6
-	B255A03175YPC *	B256A03175YPC	3,175	.1250	0,9	36	6
B254A03200YPC	B255A03200YPC	-	3,200	.1260	0,9	36	6
-	B255A03250YPC	-	3,250	.1280	0,9	36	6
-	-	B256A03264YPC	3,264	.1285	0,9	36	6
B254A03300YPC *	B255A03300YPC	-	3,300	.1299	0,9	36	6
-	B255A03400YPC *	-	3,400	.1339	1,0	36	6
B254A03454YPC *	-	-	3,454	.1360	1,0	36	6
B254A03500YPC	B255A03500YPC *	B256A03500YPC	3,500	.1378	1,0	36	6
B254A03600YPC *	B255A03600YPC *	-	3,600	.1417	1,0	36	6
-	B255A03700YPC	B256A03700YPC *	3,700	.1457	1,0	36	6
-	B255A03797YPC	-	3,797	.1495	1,1	36	6
B254A03800YPC *	B255A03800YPC	B256A03800YPC *	3,800	.1496	1,1	36	6
B254A03861YPC *	B255A03861YPC *	-	3,861	.1520	1,1	36	6
-	B255A03970YPC *	-	3,970	.1563	1,1	36	6
B254A04000YPC	B255A04000YPC	B256A04000YPC	4,000	.1575	1,1	36	6
B254A04039YPC	B255A04039YPC	-	4,039	.1590	1,1	36	6
B254A04100YPC	B255A04100YPC	B256A04100YPC	4,100	.1614	1,1	36	6
B254A04200YPC	B255A04200YPC	B256A04200YPC	4,200	.1654	1,2	36	6
-	B255A04217YPC	-	4,217	.1660	1,2	36	6
-	B255A04300YPC	B256A04300YPC *	4,300	.1693	1,2	36	6
-	B255A04366YPC *	B256A04366YPC *	4,366	.1719	1,2	36	6
B254A04500YPC	B255A04500YPC	B256A04500YPC	4,500	.1772	1,2	36	6
B254A04572YPC	B255A04572YPC	-	4,572	.1800	1,3	36	6
-	B255A04600YPC *	-	4,600	.1811	1,3	36	6
-	-	B256A04623YPC	4,623	.1820	1,3	36	6
-	B255A04700YPC *	B256A04700YPC	4,700	.1850	1,3	36	6
B254A04763YPC *	-	-	4,763	.1875	1,3	36	6
B254A04800YPC	B255A04800YPC	B256A04800YPC	4,800	.1890	1,3	36	6
-	-	B256A04852YPC *	4,852	.1910	1,3	36	6
-	B255A04900YPC *	-	4,900	.1929	1,3	36	6
B254A05000YPC	B255A05000YPC	B256A05000YPC	5,000	.1969	1,4	36	6
B254A05055YPC	B255A05055YPC	-	5,055	.1990	1,4	36	6
B254A05100YPC	B255A05100YPC	B256A05100YPC	5,100	.2008	1,4	36	6
B254A05106YPC *	-	-	5,106	.2010	1,4	36	6
-	B255A05159YPC *	-	5,159	.2031	1,4	36	6
-	B255A05200YPC	B256A05200YPC *	5,200	.2047	1,4	36	6
-	B255A05250YPC	-	5,250	.2067	1,4	36	6
B254A05300YPC *	B255A05300YPC *	-	5,300	.2087	1,4	36	6

(continued)

(B254/B255/B256_YPC • 3 x D/-5 x D/-8 x D — continued)

	  			D1 diameter		L5	LS	D
	short • KCK10	long • KCK10	extra long • KCK10	mm	in			
-	B255A05400YPC *	-	-	5,400	.2126	1,5	36	6
-	B255A05410YPC *	-	-	5,410	.2130	1,5	36	6
B254A05500YPC *	B255A05500YPC	B256A05500YPC	-	5,500	.2165	1,5	36	6
B254A05558YPC *	B255A05558YPC *	-	-	5,558	.2188	1,5	36	6
-	B255A05600YPC	B256A05600YPC	-	5,600	.2205	1,5	36	6
-	B255A05700YPC *	-	-	5,700	.2244	1,5	36	6
B254A05791YPC	B255A05791YPC *	-	-	5,791	.2280	1,6	36	6
B254A05800YPC	B255A05800YPC	B256A05800YPC	-	5,800	.2283	1,6	36	6
-	-	B256A05900YPC	-	5,900	.2323	1,6	36	6
B254A06000YPC	B255A06000YPC	B256A06000YPC	-	6,000	.2362	1,6	36	6
B254A06100YPC *	B255A06100YPC *	-	-	6,100	.2402	1,6	36	8
B254A06200YPC *	B255A06200YPC	B256A06200YPC	-	6,200	.2441	1,7	36	8
-	B255A06300YPC	-	-	6,300	.2480	1,7	36	8
-	B255A06350YPC *	B256A06350YPC	-	6,350	.2500	1,7	36	8
-	B255A06400YPC	B256A06400YPC	-	6,400	.2520	1,7	36	8
B254A06500YPC *	B255A06500YPC	B256A06500YPC	-	6,500	.2559	1,7	36	8
B254A06528YPC	-	-	-	6,528	.2570	1,7	36	8
B254A06600YPC *	B255A06600YPC	B256A06600YPC *	-	6,600	.2598	1,8	36	8
-	B255A06630YPC	-	-	6,630	.2610	1,8	36	8
B254A06700YPC *	B255A06700YPC *	B256A06700YPC *	-	6,700	.2638	1,8	36	8
B254A06746YPC *	B255A06746YPC	-	-	6,746	.2656	1,8	36	8
B254A06800YPC	B255A06800YPC	B256A06800YPC	-	6,800	.2677	1,8	36	8
B254A06900YPC *	B255A06900YPC	-	-	6,900	.2717	1,8	36	8
-	B255A06909YPC *	-	-	6,909	.2720	1,8	36	8
B254A07000YPC	B255A07000YPC	B256A07000YPC	-	7,000	.2756	1,9	36	8
B254A07100YPC *	-	-	-	7,100	.2795	1,9	36	8
-	B255A07145YPC *	-	-	7,145	.2813	1,9	36	8
-	B255A07200YPC	-	-	7,200	.2835	1,9	36	8
-	-	B256A07300YPC *	-	7,300	.2874	1,9	36	8
B254A07366YPC *	-	-	-	7,366	.2900	1,9	36	8
-	B255A07400YPC	-	-	7,400	.2913	2,0	36	8
B254A07493YPC *	B255A07493YPC *	-	-	7,493	.2950	2,0	36	8
B254A07500YPC	B255A07500YPC *	B256A07500YPC	-	7,500	.2953	2,0	36	8
-	B255A07541YPC	-	-	7,541	.2969	2,0	36	8
B254A07600YPC *	B255A07600YPC *	B256A07600YPC	-	7,600	.2992	2,0	36	8
-	B255A07700YPC	-	-	7,700	.3031	2,0	36	8
B254A07800YPC	B255A07800YPC	B256A07800YPC	-	7,800	.3071	2,1	36	8
-	B255A07900YPC	-	-	7,900	.3110	2,1	36	8
B254A07938YPC	B255A07938YPC	-	-	7,938	.3125	2,1	36	8
B254A08000YPC	B255A08000YPC	B256A08000YPC	-	8,000	.3150	2,1	36	8
B254A08100YPC	B255A08100YPC *	-	-	8,100	.3189	2,1	40	10
B254A08200YPC	B255A08200YPC	B256A08200YPC	-	8,200	.3228	2,1	40	10
-	B255A08300YPC	B256A08300YPC	-	8,300	.3268	2,2	40	10
B254A08334YPC *	-	-	-	8,334	.3281	2,2	40	10
B254A08400YPC	-	-	-	8,400	.3307	2,2	40	10
B254A08433YPC *	B255A08433YPC	-	-	8,433	.3320	2,2	40	10
B254A08500YPC	B255A08500YPC	B256A08500YPC	-	8,500	.3346	2,2	40	10
B254A08600YPC	B255A08600YPC	B256A08600YPC	-	8,600	.3386	2,2	40	10
B254A08700YPC	B255A08700YPC	B256A08700YPC *	-	8,700	.3425	2,3	40	10
B254A08800YPC	B255A08800YPC	B256A08800YPC	-	8,800	.3465	2,3	40	10
B254A08839YPC *	B255A08839YPC *	-	-	8,839	.3480	2,3	40	10
-	B255A08900YPC *	-	-	8,900	.3504	2,3	40	10
B254A09000YPC	B255A09000YPC	B256A09000YPC	-	9,000	.3543	2,3	40	10
-	B255A09093YPC *	-	-	9,093	.3580	2,4	40	10
B254A09100YPC *	B255A09100YPC	B256A09100YPC	-	9,100	.3583	2,4	40	10
-	B255A09129YPC *	-	-	9,129	.3594	2,4	40	10
B254A09200YPC	B255A09200YPC *	-	-	9,200	.3622	2,4	40	10
-	B255A09300YPC	B256A09300YPC	-	9,300	.3661	2,4	40	10
-	-	B256A09347YPC	-	9,347	.3680	2,4	40	10
B254A09400YPC *	B255A09400YPC	-	-	9,400	.3701	2,4	40	10

• first choice
○ alternate choice

Solid Carbide Drills

(B254/B255/B256_YPC • -3 x D/-5 x D/-8 x D — continued)

Solid Carbide Drills



● first choice
 ○ alternate choice

			D1 diameter		L5	LS	D
short • KCK10	long • KCK10	extra long • KCK10	mm	in			
B254A09500YPC	B255A09500YPC	B256A09500YPC	9,500	.3740	2,5	40	10
B254A09525YPC *	B255A09525YPC *	-	9,525	.3750	2,5	40	10
-	B255A09600YPC	B256A09600YPC	9,600	.3780	2,5	40	10
-	B255A09700YPC	B256A09700YPC *	9,700	.3819	2,5	40	10
B254A09800YPC	B255A09800YPC *	B256A09800YPC	9,800	.3858	2,5	40	10
B254A09921YPC *	B255A09921YPC	-	9,921	.3906	2,6	40	10
B254A10000YPC	B255A10000YPC	B256A10000YPC	10,000	.3937	2,6	40	10
B254A10200YPC	B255A10200YPC	B256A10200YPC	10,200	.4016	2,6	45	12
B254A10262YPC	B255A10262YPC *	-	10,262	.4040	2,6	45	12
B254A10300YPC	B255A10300YPC	B256A10300YPC	10,300	.4055	2,6	45	12
B254A10320YPC	B255A10320YPC *	-	10,320	.4063	2,7	45	12
-	B255A10400YPC *	B256A10400YPC	10,400	.4094	2,7	45	12
B254A10490YPC *	-	-	10,490	.4130	2,7	45	12
B254A10500YPC	B255A10500YPC	B256A10500YPC	10,500	.4134	2,7	45	12
-	B255A10600YPC	-	10,600	.4173	2,7	45	12
B254A10700YPC	-	B256A10700YPC	10,700	.4213	2,7	45	12
-	B255A10716YPC	-	10,716	.4219	2,7	45	12
B254A10800YPC	B255A10800YPC	B256A10800YPC	10,800	.4252	2,8	45	12
-	B255A10900YPC *	-	10,900	.4291	2,8	45	12
B254A11000YPC	B255A11000YPC	B256A11000YPC	11,000	.4331	2,8	45	12
B254A11100YPC *	B255A11100YPC	-	11,100	.4370	2,8	45	12
B254A11113YPC *	B255A11113YPC	-	11,113	.4375	2,8	45	12
B254A11200YPC	B255A11200YPC	B256A11200YPC	11,200	.4409	2,9	45	12
-	-	B256A11300YPC *	11,300	.4449	2,9	45	12
B254A11500YPC	B255A11500YPC	B256A11500YPC	11,500	.4528	2,9	45	12
-	-	B256A11600YPC	11,600	.4567	3,0	45	12
-	B255A11700YPC	-	11,700	.4606	3,0	45	12
B254A11800YPC	B255A11800YPC	B256A11800YPC	11,800	.4646	3,0	45	12
-	B255A11900YPC	B256A11900YPC	11,900	.4685	3,0	45	12
B254A11908YPC *	B255A11908YPC *	-	11,908	.4688	3,0	45	12
B254A12000YPC	B255A12000YPC	B256A12000YPC	12,000	.4724	3,1	45	12
-	B255A12100YPC	-	12,100	.4764	3,1	45	14
B254A12200YPC	B255A12200YPC	B256A12200YPC	12,200	.4803	3,1	45	14
-	B255A12251YPC	-	12,251	.4823	3,1	45	14
-	B255A12300YPC *	B256A12300YPC	12,300	.4843	3,1	45	14
B254A12304YPC *	B255A12304YPC *	-	12,304	.4844	3,1	45	14
-	-	B256A12400YPC *	12,400	.4882	3,1	45	14
B254A12500YPC	B255A12500YPC	B256A12500YPC	12,500	.4921	3,2	45	14
-	B255A12700YPC	B256A12700YPC	12,700	.5000	3,2	45	14
B254A12800YPC	-	B256A12800YPC	12,800	.5039	3,2	45	14
B254A13000YPC	B255A13000YPC	B256A13000YPC	13,000	.5118	3,3	45	14
-	B255A13096YPC *	B256A13096YPC	13,096	.5156	3,3	45	14
B254A13100YPC	-	-	13,100	.5157	3,3	45	14
B254A13200YPC	-	B256A13200YPC	13,200	.5197	3,3	45	14
-	B255A13495YPC	B256A13495YPC	13,495	.5313	3,4	45	14
B254A13500YPC	B255A13500YPC	B256A13500YPC	13,500	.5315	3,4	45	14
-	-	B256A13700YPC	13,700	.5394	3,5	45	14
B254A13800YPC	-	B256A13800YPC	13,800	.5433	3,5	45	14
B254A13891YPC *	-	B256A13891YPC *	13,891	.5469	3,5	45	14
B254A14000YPC	B255A14000YPC	B256A14000YPC	14,000	.5512	3,5	45	14
B254A14100YPC *	B255A14100YPC *	-	14,100	.5551	3,6	48	16
B254A14288YPC	B255A14288YPC	-	14,288	.5625	3,6	48	16
B254A14500YPC	B255A14500YPC	B256A14500YPC	14,500	.5709	3,6	48	16
-	B255A14600YPC *	-	14,600	.5748	3,7	48	16
-	B255A14684YPC	B256A14684YPC *	14,684	.5781	3,7	48	16
B254A14800YPC	-	B256A14800YPC	14,800	.5827	3,7	48	16
B254A15000YPC	B255A15000YPC	B256A15000YPC	15,000	.5906	3,8	48	16
-	B255A15083YPC	B256A15083YPC *	15,083	.5938	3,8	48	16
B254A15200YPC	-	B256A15200YPC	15,200	.5984	3,8	48	16
B254A15250YPC *	B255A15250YPC	-	15,250	.6004	3,8	48	16

(B254/B255/B256_YPC • ~3 x D/-5 x D/-8 x D — continued)

			D1 diameter		• first choice ○ alternate choice		
short • KCK10	long • KCK10	extra long • KCK10	mm	in	L5	LS	D
-	-	B256A15300YPC	15,300	.6024	3,8	48	16
B254A15400YPC	B255A15400YPC *	-	15,400	.6063	3,9	48	16
B254A15500YPC	B255A15500YPC *	B256A15500YPC	15,500	.6102	3,9	48	16
B254A15800YPC	B255A15800YPC	B256A15800YPC *	15,800	.6220	4,0	48	16
-	B255A15875YPC *	-	15,875	.6250	4,0	48	16
B254A16000YPC	B255A16000YPC	B256A16000YPC	16,000	.6299	4,0	48	16
-	B255A16300YPC	B256A16300YPC	16,300	.6417	4,1	48	18
B254A16500YPC	B255A16500YPC	B256A16500YPC	16,500	.6496	4,1	48	18
B254A16670YPC *	B255A16670YPC	-	16,670	.6563	4,2	48	18
B254A16800YPC	B255A16800YPC	B256A16800YPC	16,800	.6614	4,2	48	18
B254A17000YPC	B255A17000YPC	B256A17000YPC	17,000	.6693	4,2	48	18
-	B255A17200YPC *	-	17,200	.6772	4,3	48	18
B254A17463YPC *	B255A17463YPC	-	17,463	.6875	4,3	48	18
B254A17500YPC	B255A17500YPC	B256A17500YPC	17,500	.6890	4,3	48	18
B254A17800YPC	B255A17800YPC	B256A17800YPC	17,800	.7008	4,4	48	18
B254A17859YPC *	B255A17859YPC	-	17,859	.7031	4,4	48	18
B254A18000YPC	B255A18000YPC	B256A18000YPC	18,000	.7087	4,5	48	18
B254A18200YPC *	-	-	18,200	.7165	4,5	50	20
B254A18258YPC *	B255A18258YPC	B256A18258YPC *	18,258	.7188	4,5	50	20
B254A18500YPC *	B255A18500YPC	B256A18500YPC	18,500	.7283	4,6	50	20
B254A18800YPC	B255A18800YPC	B256A18800YPC	18,800	.7402	4,7	50	20
B254A19000YPC	B255A19000YPC	B256A19000YPC	19,000	.7480	4,7	50	20
B254A19050YPC *	-	-	19,050	.7500	4,7	50	20
-	B255A19500YPC	B256A19500YPC	19,500	.7677	4,8	50	20
-	B255A19700YPC	-	19,700	.7756	4,9	50	20
B254A19800YPC	B255A19800YPC	B256A19800YPC	19,800	.7795	4,9	50	20
B254A20000YPC	B255A20000YPC	B256A20000YPC	20,000	.7874	4,9	50	20
-	B255A20500YPC	-	20,500	.8071	5,1	50	20
B254A20638YPC *	B255A20638YPC	B256A20638YPC	20,638	.8125	5,1	50	20
B254A21000YPC *	B255A21000YPC *	-	21,000	.8268	5,2	50	20
B254A22000YPC	B255A22000YPC	B256A22000YPC	22,000	.8661	5,4	50	20
B254A22225YPC *	B255A22225YPC *	B256A22225YPC *	22,225	.8750	5,5	56	25
B254A23416YPC	B255A23416YPC *	-	23,416	.9219	5,7	56	25
-	B255A24000YPC *	-	24,000	.9449	5,9	56	25
B254A25000YPC *	B255A25000YPC *	-	25,000	.9843	6,1	56	25
-	-	B256A25004YPC *	25,004	.9844	6,1	56	25

NOTE: *Made-to-order standard item. Standard pricing, manufacturing lead time, and minimum order quantity applies.

Application Data

■ YPC Drills • B25_YPC • Grade KCK10™ • Through Coolant • Drill Diameters 3–20mm • Metric

Material Group													
	Cutting Speed – vc			Metric									
	Range – m/min			Recommended Feed Rate (f) by Diameter									
	min	Starting Value	max	3,0	4,0	6,0	8,0	10,0	12,0	16,0	20,0		
K	1	130	160	210	mm/r	0,12–0,22	0,14–0,25	0,16–0,32	0,22–0,44	0,30–0,46	0,34–0,50	0,38–0,62	0,42–0,74
	2	90	130	180	mm/r	0,12–0,22	0,14–0,25	0,16–0,32	0,22–0,44	0,30–0,46	0,34–0,50	0,38–0,62	0,42–0,74
	3	70	90	130	mm/r	0,11–0,17	0,12–0,22	0,22–0,34	0,24–0,46	0,26–0,48	0,28–0,50	0,30–0,62	0,34–0,74

Solid Carbide Drills

➤ SE 4-Margin Drills with Through Coolant for Steel

High-performance platform for mid-L/D applications in steel.

Primary Application

B256 series solid carbide drills are the high-performance platform for mid-L/D applications in steel that require high accuracy and consistent hole straightness combined with excellent metal removal rates and long tool life.



Features and Benefits

SE Drill-Point Design

- Sculptured edge enables high feed rates.

Four-Margin Lands

- Improves hole straightness.
- Improves hole alignment when drilling through cross holes.

KC7315™ Grade

- Multilayer, TiAlN-based coating with high hot hardness allows 30% higher cutting speeds and constant tool life.
- Optimised tool surface finish ensures chip evacuation when drilling deeper holes.

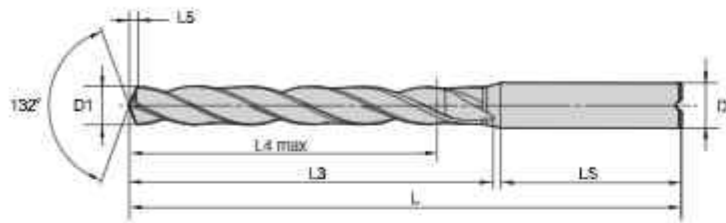


Customisation

- Intermediate diameters available as semi-standards.
- Length variations and step drills available as engineered solutions.
- For follow-up operations, such as machining screw holes in connecting rods, the point angle of the step drill for the screw head should be adjusted.



Solid Carbide Drills



■ B256 • ~8 x D



● first choice
○ alternate choice



extra long • KC7315	D1 diameter		L	L3	L4 max	L5	LS	D
	mm	in						
B256A05000	5,000	.1969	94	56	48	1,0	36	6
B256A05100	5,100	.2008	94	56	48	1,0	36	6
B256A05500	5,500	.2165	94	56	48	1,1	36	6
B256A05800	5,800	.2283	94	56	48	1,2	36	6
B256A06000	6,000	.2362	94	56	48	1,2	36	6
B256A06500	6,500	.2559	105	67	57	1,3	36	8
B256A06800	6,800	.2677	105	67	57	1,4	36	8
B256A07000	7,000	.2756	105	67	57	1,4	36	8
B256A07800	7,800	.3071	110	72	61	1,6	36	8
B256A08000	8,000	.3150	110	72	61	1,6	36	8
B256A08400	8,400	.3307	122	80	68	1,7	40	10
B256A08500	8,500	.3346	122	80	68	1,7	40	10
B256A08900	8,800	.3465	122	80	68	1,8	40	10
B256A09000	9,000	.3543	122	80	68	1,8	40	10
B256A09500	9,500	.3740	122	80	68	1,9	40	10
B256A10000	10,000	.3937	122	80	68	2,0	40	10
B256A10200	10,200	.4016	141	94	79	2,0	45	12
B256A10500	10,500	.4134	141	94	79	2,1	45	12
B256A11000	11,000	.4331	141	94	79	2,2	45	12
B256A11800	11,800	.4646	141	94	79	2,3	45	12
B256A12000	12,000	.4724	141	94	79	2,4	45	12
B256A12500	12,500	.4921	155	108	91	2,5	45	14
B256A13000	13,000	.5118	155	108	91	2,6	45	14
B256A13500	13,500	.5315	155	108	91	2,7	45	14
B256A14000	14,000	.5512	155	108	91	2,8	45	14
B256A15000	15,000	.5908	171	121	101	3,0	48	16
B256A16000	16,000	.6299	171	121	101	3,2	48	16

Tolerance • Metric

nominal size range	D1 tolerance m7	D tolerance h6
>3-6	0,004/0,016	0,000/-0,008
>6-10	0,006/0,021	0,000/-0,009
>10-18	0,007/0,025	0,000/-0,011
>18-25,4	0,008/0,029	0,000/-0,013

SE Drills • B256 Series • Grade KC7315™ • Through Coolant • Drill Diameters 3–20mm • Metric

Solid Carbide Drills

													
		Cutting Speed – vc			Metric								
		Range – m/min			Recommended Feed Rate (f) by Diameter								
Material Group	min	Starting Value	max		3,0	4,0	6,0	8,0	10,0	12,0	16,0	20,0	
P	0	130	145	200	mm/r	0,07–0,09	0,08–0,13	0,09–0,13	0,11–0,16	0,11–0,19	0,13–0,23	0,15–0,28	0,19–0,31
	1	120	145	175	mm/r	0,08–0,11	0,09–0,15	0,11–0,15	0,13–0,19	0,13–0,22	0,15–0,27	0,18–0,33	0,22–0,37
	2	80	100	120	mm/r	0,08–0,11	0,08–0,13	0,09–0,17	0,15–0,21	0,16–0,25	0,18–0,33	0,22–0,42	0,26–0,50
	3	80	90	120	mm/r	0,08–0,11	0,09–0,15	0,11–0,15	0,13–0,19	0,13–0,22	0,15–0,27	0,18–0,33	0,22–0,37
K	4	60	70	80	mm/r	0,06–0,09	0,07–0,13	0,09–0,13	0,11–0,15	0,11–0,17	0,13–0,22	0,15–0,27	0,17–0,30
	1	120	150	200	mm/r	0,08–0,11	0,14–0,20	0,20–0,28	0,25–0,35	0,29–0,40	0,32–0,43	0,36–0,50	0,40–0,55
	2	80	120	160	mm/r	0,08–0,11	0,13–0,17	0,19–0,26	0,23–0,30	0,25–0,36	0,30–0,40	0,34–0,46	0,37–0,50
	3	60	80	120	mm/r	0,07–0,10	0,10–0,14	0,15–0,21	0,19–0,26	0,22–0,30	0,24–0,33	0,28–0,38	0,30–0,41

Mobile App

The Kennametal mobile app makes it easy to access product information, calculators, and much more from iPhone® and Android™ devices.



FEATURES

Scan a Kennametal tool package barcode or search a product catalogue number to access complete product information.

Product information includes tool image, dimensions, grades, and product highlights.

View product availability at global locations.

Get speed and feed information in inch and metric values for all metalcutting products.

View tech tips for helpful solutions to common machining questions.

Contact Customer Support directly from the app.

MACHINING CALCULATORS

View data for milling and drilling applications.

Inch and metric values calculated.

ORDERING

Login using your Konnect credentials to complete a purchase.

WHERE TO FIND IT

Download the free app today from iTunes® or the Google Play™ store.



➤ HP Beyond™ 4-Margin Long-Length Drills with Through Coolant

beyond

Primary Application

B269_HP series solid carbide drills are 12 x D, long-length drills, closing the gap between 8 x D drill (B256_SE) and 15 x D (B271_HP). They are designed for deep-hole applications without pilot drill in steel, cast iron, and stainless steel materials. Operate these drills with standard through coolant or MQL. The drills have a standard A-shank according to DIN 6535 HA (round cylindrical with 2mm steps).

Features and Benefits

Four-Margin Lands

- Improves hole straightness.
- Improves hole alignment when drilling through cross holes or inclined exits.

HP Drill-Point Design

- Low thrust prevents workpiece flexing.
- Excellent centring capabilities.
- Eliminates the need for pilot drilling.

Unique Flute Design

- Drastically improved chip evacuation.
- Better hole surface quality.

KCPK15™ Beyond Grade

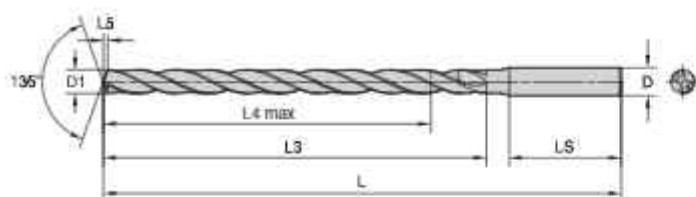
- The grade is a multilayer, TiAlN-based coating with high hot hardness. It enables highest cutting speeds and enables the use in MQL applications.
- The highly polished surface ensures superior chip evacuation even when low-pressure coolant is applied.

Designed for deep-hole applications
without pilot drill.



Customisation

- Intermediate diameters available as engineered solutions.
- Length variations and step drills available as engineered solutions.



B269_HP • ~12 x D



● first choice
○ alternate choice

extra long • KCPK15	D1 diameter		L	L3	L4 max	L5	LS	D
	mm	in						
B269A02400KMG	2,400	.0945	75	42	35	0,5	28	4
B269A02500KMG	2,500	.0984	75	42	35	0,5	28	4
B269A02600KMG	2,600	.1024	75	42	35	0,5	28	4
B269A02800KMG	2,800	.1102	75	43	36	0,6	28	4
B269A02900KMG	2,900	.1142	75	43	36	0,6	28	4
B269A03000HP	3,000	.1181	93	52	44	0,6	36	6
B269A03175HP	3,175	.1250	93	52	44	0,6	36	6
B269A03264HP	3,264	.1285	93	53	44	0,6	36	6
B269A03300HP	3,300	.1299	93	53	44	0,6	36	6
B269A03400HP *	3,400	.1339	93	53	44	0,6	36	6
B269A03500HP	3,500	.1378	93	53	44	0,7	36	6
B269A03600HP	3,600	.1417	93	54	45	0,7	36	6
B269A03700HP	3,700	.1457	93	54	45	0,7	36	6
B269A03800HP	3,800	.1496	107	65	55	0,7	36	6
B269A03970HP	3,970	.1563	107	66	56	0,7	36	6
B269A04000HP	4,000	.1575	107	66	56	0,8	36	6
B269A04100HP	4,100	.1614	107	66	55	0,8	36	6
B269A04200HP	4,200	.1654	107	67	56	0,8	36	6
B269A04300HP	4,300	.1693	107	67	56	0,8	36	6
B269A04500HP	4,500	.1772	107	67	56	0,8	36	6
B269A04550HP	4,550	.1791	107	68	57	0,9	36	6
B269A04600HP	4,600	.1811	107	68	57	0,9	36	6
B269A04700HP	4,700	.1850	107	68	57	0,9	36	6
B269A04763HP	4,763	.1875	125	82	69	0,9	36	6
B269A04800HP	4,800	.1890	125	82	69	0,9	36	6
B269A05000HP	5,000	.1969	125	83	70	0,9	36	6
B269A05100HP	5,100	.2008	125	83	70	1,0	36	6
B269A05200HP	5,200	.2047	125	83	70	1,0	36	6
B269A05300HP	5,300	.2087	125	84	71	1,0	36	6
B269A05410HP	5,410	.2130	125	84	71	1,0	36	6
B269A05500HP	5,500	.2165	125	84	71	1,0	36	6
B269A05558HP	5,558	.2188	125	84	71	1,0	36	6

(continued)

(B269_HP • -12 x D — continued)



● first choice
 ○ alternate choice

Solid Carbide Drills

extra long • KCPK15	D1 diameter		L	L3	L4 max	L5	LS	D
	mm	in						
B269A05600HP	5,600	.2205	125	85	72	1,1	36	6
B269A05700HP	5,700	.2244	125	85	72	1,1	36	6
B269A05800HP	5,800	.2283	125	85	71	1,1	36	6
B269A06000HP	6,000	.2362	125	86	72	1,1	36	6
B269A06100HP	6,100	.2402	139	97	82	1,1	36	8
B269A06200HP	6,200	.2441	139	97	82	1,2	36	8
B269A06350HP	6,350	.2500	139	98	83	1,2	36	8
B269A06400HP	6,400	.2520	139	98	83	1,2	36	8
B269A06500HP	6,500	.2559	139	98	83	1,2	36	8
B269A06528HP	6,528	.2570	139	98	83	1,2	36	8
B269A06600HP	6,600	.2598	139	99	84	1,2	36	8
B269A06746HP	6,746	.2656	139	99	83	1,3	36	8
B269A06800HP	6,800	.2677	139	99	83	1,3	36	8
B269A06909HP	6,909	.2720	139	100	84	1,3	36	8
B269A07000HP	7,000	.2756	139	100	84	1,3	36	8
B269A07145HP	7,145	.2813	153	111	94	1,3	36	8
B269A07500HP	7,500	.2953	153	112	95	1,4	36	8
B269A07541HP	7,541	.2969	153	112	95	1,4	36	8
B269A07700HP	7,700	.3031	153	113	96	1,4	36	8
B269A07800HP	7,800	.3071	153	113	95	1,5	36	8
B269A07938HP	7,938	.3125	153	114	96	1,5	36	8
B269A08000HP	8,000	.3150	153	114	96	1,5	36	8
B269A08100HP	8,100	.3189	185	136	116	1,5	40	10
B269A08200HP	8,200	.3228	185	136	116	1,5	40	10
B269A08334HP	8,334	.3281	185	137	117	1,6	40	10
B269A08433HP	8,433	.3320	185	137	117	1,6	40	10
B269A08500HP	8,500	.3346	185	137	117	1,6	40	10
B269A08600HP	8,600	.3386	185	138	118	1,6	40	10
B269A08700HP	8,700	.3425	185	138	118	1,6	40	10
B269A08733HP	8,733	.3438	185	138	117	1,6	40	10
B269A09000HP	9,000	.3543	185	139	118	1,7	40	10
B269A09100HP	9,100	.3583	185	139	118	1,7	40	10
B269A09129HP *	9,129	.3594	185	139	118	1,7	40	10
B269A09500HP	9,500	.3740	185	140	119	1,8	40	10
B269A09525HP	9,525	.3750	185	140	119	1,8	40	10
B269A09800HP	9,800	.3858	185	141	119	1,8	40	10
B269A09921HP	9,921	.3906	185	142	120	1,9	40	10
B269A10000HP	10,000	.3937	185	142	120	1,9	40	10
B269A10200HP	10,200	.4016	218	164	140	1,9	45	12
B269A10300HP	10,300	.4055	218	165	141	1,9	45	12
B269A10320HP	10,320	.4063	218	165	141	1,9	45	12
B269A10400HP	10,400	.4094	218	165	141	1,9	45	12
B269A10500HP	10,500	.4134	218	165	141	2,0	45	12
B269A10716HP	10,716	.4219	218	166	142	2,0	45	12
B269A10800HP	10,800	.4252	218	166	141	2,0	45	12
B269A11000HP	11,000	.4331	218	167	142	2,1	45	12
B269A11113HP	11,113	.4375	218	167	142	2,1	45	12
B269A11200HP	11,200	.4409	218	167	142	2,1	45	12

(continued)

High-Performance Solid Carbide Drills

HP Beyond™ Four-Margin, Long-Length Drills • Through Coolant • 12 x D



(B269_HP • 12 x D — continued)

Solid Carbide Drills



● first choice
○ alternate choice

extra long • KCPK15	D1 diameter		L	L3	L4 max	L5	LS	D
	mm	in						
B269A11500HP	11,500	.4528	218	168	143	2,1	45	12
B269A11800HP	11,800	.4646	218	169	143	2,2	45	12
B269A12000HP	12,000	.4724	218	170	144	2,2	45	12
B269A12100HP	12,100	.4764	246	192	164	2,3	45	14
B269A12200HP	12,200	.4803	246	192	164	2,3	45	14
B269A12304HP	12,304	.4844	246	193	165	2,3	45	14
B269A12500HP	12,500	.4921	246	193	165	2,3	45	14
B269A12700HP	12,700	.5000	246	194	166	2,4	45	14
B269A13000HP	13,000	.5118	246	195	166	2,4	45	14
B269A13100HP	13,100	.5157	246	195	166	2,4	45	14
B269A13500HP	13,500	.5315	246	196	167	2,5	45	14
B269A13800HP *	13,800	.5433	246	197	168	2,6	45	14
B269A14000HP	14,000	.5512	246	198	168	2,6	45	14
B269A14100HP *	14,100	.5551	277	220	188	2,6	48	16
B269A14288HP	14,288	.5625	277	220	188	2,7	48	16
B269A14500HP	14,500	.5709	277	221	189	2,7	48	16
B269A14600HP *	14,600	.5748	277	221	189	2,7	48	16
B269A14684HP	14,684	.5781	277	222	190	2,7	48	16
B269A15000HP	15,000	.5906	277	223	190	2,8	48	16
B269A15200HP *	15,200	.5984	277	223	190	2,8	48	16
B269A15500HP	15,500	.6102	277	224	191	2,9	48	16
B269A15875HP	15,875	.6250	277	225	192	3,0	48	16
B269A16000HP	16,000	.6299	277	226	192	3,0	48	16
B269A16500HP	16,500	.6496	305	249	213	3,1	48	18
B269A17000HP	17,000	.6693	305	250	214	3,2	48	18
B269A17100HP	17,100	.6732	305	251	214	3,2	48	18
B269A17463HP	17,463	.6875	305	252	215	3,2	48	18
B269A17500HP	17,500	.6890	305	252	215	3,3	48	18
B269A17600HP *	17,600	.6929	305	252	215	3,3	48	18
B269A18000HP	18,000	.7087	305	253	216	3,3	48	18
B269A18500HP	18,500	.7283	334	277	237	3,4	50	20
B269A18600HP *	18,600	.7323	334	277	237	3,5	50	20
B269A19000HP	19,000	.7480	334	278	238	3,5	50	20
B269A19050HP	19,050	.7500	334	279	239	3,5	50	20
B269A19500HP	19,500	.7677	334	280	239	3,6	50	20
B269A20000HP	20,000	.7874	334	281	240	3,7	50	20

NOTE: *Made-to-order standard item. Standard pricing, manufacturing lead time, and minimum order quantity applies.

nominal size range	Tolerance • Metric	
	D1 tolerance m7	D tolerance h6
>3-6	0,004/0,016	0,000/-0,008
>6-10	0,006/0,021	0,000/-0,009
>10-18	0,007/0,025	0,000/-0,011
>18-25,4	0,008/0,029	0,000/-0,013

■ HP Drills • B269_HP Series • Grade KCPK15™ • Through Coolant • Drill Diameters 3–20mm • Metric



Solid Carbide Drills

Material Group	Cutting Speed – vc			Metric									
	Range – m/min			Recommended Feed Rate (f) by Diameter									
	min	Starting Value	max		3,0	4,0	6,0	8,0	10,0	12,0	16,0	20,0	
				mm/vr									
P	0	110	140	170	mm/vr	0,10–0,14	0,12–0,20	0,14–0,20	0,17–0,25	0,25–0,28	0,20–0,35	0,23–0,43	0,28–0,48
	1	100	140	150	mm/vr	0,12–0,17	0,14–0,23	0,17–0,23	0,20–0,29	0,29–0,33	0,23–0,41	0,27–0,50	0,33–0,56
	2	70	100	110	mm/vr	0,12–0,17	0,12–0,20	0,14–0,26	0,23–0,32	0,24–0,38	0,27–0,50	0,33–0,63	0,39–0,75
	3	70	90	110	mm/vr	0,12–0,17	0,14–0,23	0,17–0,23	0,20–0,29	0,29–0,33	0,23–0,41	0,27–0,50	0,33–0,56
	4	60	70	90	mm/vr	0,09–0,14	0,11–0,20	0,14–0,20	0,17–0,23	0,17–0,26	0,20–0,33	0,23–0,41	0,26–0,45
	5	60	80	90	mm/vr	0,03–0,11	0,04–0,11	0,05–0,11	0,05–0,14	0,08–0,18	0,11–0,21	0,14–0,24	0,16–0,26
M	6	80	150	160	mm/vr	0,07–0,13	0,11–0,11	0,12–0,20	0,15–0,28	0,17–0,33	0,19–0,37	0,22–0,43	0,25–0,48
	1	50	60	80	mm/vr	0,04–0,08	0,06–0,13	0,08–0,16	0,10–0,18	0,12–0,20	0,13–0,22	0,15–0,24	0,18–0,28
	2	40	50	80	mm/vr	0,04–0,08	0,06–0,13	0,08–0,16	0,10–0,18	0,12–0,20	0,13–0,22	0,15–0,24	0,18–0,28
K	3	40	50	70	mm/vr	0,03–0,07	0,05–0,10	0,06–0,14	0,08–0,16	0,10–0,18	0,12–0,20	0,14–0,22	0,16–0,26
	1	90	150	150	mm/vr	0,10–0,15	0,14–0,20	0,20–0,30	0,22–0,36	0,26–0,42	0,30–0,45	0,36–0,59	0,40–0,72
	2	80	120	120	mm/vr	0,10–0,15	0,14–0,20	0,20–0,30	0,22–0,36	0,26–0,42	0,30–0,45	0,36–0,59	0,40–0,72
	3	80	80	140	mm/vr	0,11–0,15	0,15–0,21	0,22–0,32	0,22–0,39	0,26–0,45	0,28–0,50	0,30–0,60	0,34–0,72

➤ Beyond™ HP Solid Carbide Deep-Hole Drills



Primary Application

B27_HPG Series Solid Carbide Drills, made of the KCPK20™ grade, are the optimum platform for drilling holes up to 40 x D deep in steel and cast iron. The B27_HPG series drills deep holes up to 4x faster than conventional HSS and gun drills. The application of MQL is possible.

The B27_HPS in the new uncoated KN25™ grade offers the same advantages for drilling in non-ferrous materials, such as aluminium, copper, and brass.

The all new B27_SGL series is designed specifically for applications in stainless steel and high-temperature alloys.

The standard series is available from 2,383–16mm (.0938–.6299") diameter and in lengths from 15–40 x D. KMH-point geometry is available as a semi-standard, especially for crankshaft applications and interrupted cuts. Longer drills up to 550mm (21.65") are available as custom solution.



Features and Benefits

HP Drill-Point Design

- Low thrust.
- Excellent centring capabilities.
- Highest possible feed rates.

Four-Margin Lands

- Improves hole straightness.
- Improves hole alignment when drilling through cross holes.

Unique Flute Design

- The highly polished surface ensures superior chip evacuation even when low-pressure coolant or MQL is applied.
- Drastically improved chip evacuation.
- Better hole surface quality.

KCPK20 Grade (B27_HPG)

- An AlCrN-TiAlN based coating on the head of the drill provides outstanding wear resistance.
- New ultra-fine-grain carbide ensures process reliability at high feed rates.



Solid carbide deep-hole drills run up to 4x faster than conventional HSS and gun drills.

KN25™ Grade (B27_HPS)

- Sharp cutting edge enables higher tool life in aluminium and other non-ferrous materials.
- The uncoated grade helps to prevent built-up edge in drilling aluminium and high-temp alloys.

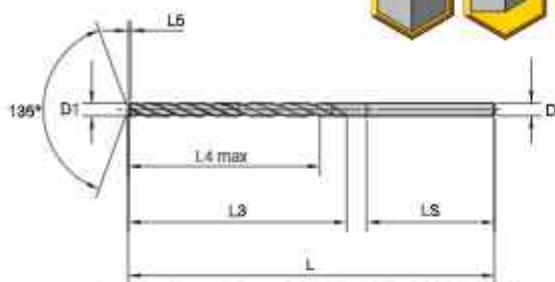
New KCMS20 Grade (B27_SGL)

- Monolayer PVD AlTiN coated ultra-fine grain carbide with superior surface finish.
- First choice for deep hole drilling of stainless steel and high-temperature resistant materials. Due to the coatings enhanced high temperature properties, this grade can also be applied for MQL applications in steel.

Customisation

- Intermediate diameters available as semi-standards.
- Length variations, including even longer versions up to 550mm (21.65"), available as custom solutions.
- One-shot drilling of deep holes with a small step is possible.
- Maximum 2mm (.08") step range. Consult the custom solutions department for specific applications.
- Excellent surface finish and concentricity.





For information on L5, see B224_HP drills or B210_SGL drills.



■ B271Z_HPG/HPS/SGL • 15 x D



● first choice
○ alternate choice

			D1 diameter		L	L3	L4 max	L5	D
KCPK20	KN25	KCMS20	mm	in					
B271Z02383KMG	B271Z02383KMS	—	2,383	.0938	86	51	44	30	3
—	B271Z02400KMS	—	2,400	.0945	86	51	44	30	3
—	B271Z02439KMS	—	2,439	.0960	86	51	44	30	3
—	B271Z02489KMS	—	2,489	.0980	86	51	44	30	3
B271Z02500KMG	B271Z02500KMS	B271Z02500SGL	2,500	.0984	86	51	44	30	3
—	B271Z02578KMS	—	2,578	.1015	86	51	44	30	3
—	B271Z02600KMS	—	2,600	.1024	86	51	44	30	3
B271Z02642KMG	—	—	2,642	.1040	86	51	44	30	3
B271Z02705KMG	—	—	2,705	.1065	86	52	45	30	3
B271Z02779KMG	B271Z02779KMS *	—	2,779	.1094	86	52	45	30	3
—	B271Z02800KMS	—	2,800	.1102	86	52	45	30	3
B271Z02820KMG *	B271Z02820KMS *	—	2,820	.1110	86	52	45	30	3
—	B271Z02870KMS *	—	2,870	.1130	86	52	45	30	3
—	B271Z02900KMS	—	2,900	.1142	86	52	45	30	3
—	B271Z02947KMS *	—	2,947	.1160	86	52	45	30	3
B271Z03000HPG	B271Z03000HPS	B271Z03000SGL	3,000	.1181	86	52	45	30	3
B271Z03175HPG	B271Z03175HPS	B271Z03175SGL	3,175	.1250	105	67	58	32	4
B271Z03200HPG	B271Z03200HPS	—	3,200	.1260	105	67	58	32	4
B271Z03500HPG	B271Z03500HPS	B271Z03500SGL	3,500	.1378	105	68	59	32	4
B271Z03600HPG	—	—	3,600	.1417	105	68	59	32	4
B271Z03700HPG	—	—	3,700	.1457	105	69	60	32	4
B271Z03970HPG	B271Z03970HPS *	B271Z03970SGL	3,970	.1563	105	70	60	32	4
B271Z04000HPG	B271Z04000HPS	B271Z04000SGL	4,000	.1575	105	70	60	32	4
B271Z04500HPG	B271Z04500HPS	B271Z04500SGL	4,500	.1772	124	85	74	34	5
B271Z04623HPG	—	—	4,623	.1820	124	86	75	34	5
B271Z04763HPG	B271Z04763HPS	B271Z04763SGL	4,763	.1875	124	86	75	34	5
B271Z04800HPG	—	—	4,800	.1890	124	86	75	34	5
—	—	B271Z04800SGL	4,800	.1890	124	86	75	34	5
B271Z05000HPG	B271Z05000HPS	B271Z05000SGL	5,000	.1969	124	87	75	34	5
B271Z05060HPG	—	—	5,060	.1992	143	101	88	36	6
B271Z05260HPG	—	—	5,260	.2071	143	102	89	36	6
B271Z05410HPG	—	—	5,410	.2130	143	102	89	36	6
B271Z05500HPG	B271Z05500HPS	B271Z05500SGL	5,500	.2165	143	102	89	36	6
B271Z05558HPG	—	—	5,558	.2188	143	102	89	36	6
—	—	B271Z05558SGL	5,558	.2188	143	102	89	36	6
B271Z05800HPG	—	—	5,800	.2283	143	103	89	36	6
B271Z05900HPG	—	—	5,900	.2323	143	103	89	36	6
B271Z06000HPG	B271Z06000HPS	B271Z06000SGL	6,000	.2362	143	104	90	36	6
B271Z06200HPG	B271Z06200HPS	—	6,200	.2441	162	118	103	38	7
B271Z06350HPG	B271Z06350HPS	B271Z06350SGL	6,350	.2500	162	119	104	38	7

(continued)

(B271Z_HPG/HPS/SGL • 15 x D – continued)

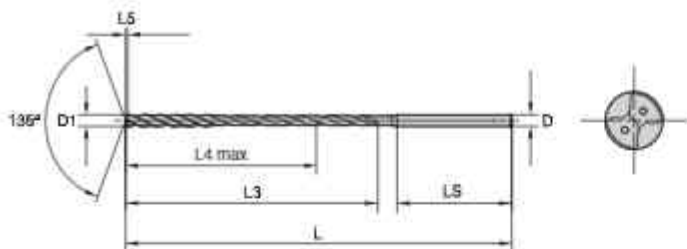


● first choice
○ alternate choice

Solid Carbide Drills

KCPK20	KN25	KCMS20	D1 diameter		L	L3	L4 max	LS	D
			mm	in					
B271Z06500HPG	B271Z06500HPS	B271Z06500SGL	6,500	.2559	162	119	104	38	7
B271Z06528HPG	—	—	6,528	.2570	162	119	104	38	7
B271Z06746HPG	B271Z06746HPS	B271Z06746SGL	6,746	.2656	162	120	104	38	7
B271Z06909HPG	—	—	6,909	.2720	162	121	105	38	7
B271Z07000HPG	B271Z07000HPS	B271Z07000SGL	7,000	.2756	162	121	105	38	7
B271Z07145HPG	B271Z07145HPS	B271Z07145SGL	7,145	.2813	181	135	118	40	8
B271Z07500HPG	B271Z07500HPS	B271Z07500SGL	7,500	.2953	181	136	119	40	8
B271Z07541HPG *	—	—	7,541	.2969	181	138	119	40	8
B271Z07938HPG	—	B271Z07938SGL	7,938	.3125	181	138	120	40	8
B271Z08000HPG	B271Z08000HPS	B271Z08000SGL	8,000	.3150	181	138	120	40	8
B271Z08200HPG	—	—	8,200	.3228	200	152	133	42	9
B271Z08334HPG	—	—	8,334	.3281	200	153	134	42	9
B271Z08500HPG	B271Z08500HPS	B271Z08500SGL	8,500	.3346	200	153	134	42	9
B271Z08733HPG	B271Z08733HPS	—	8,733	.3438	200	154	134	42	9
—	—	B271Z08733SGL	8,733	.3438	200	154	134	42	9
B271Z09000HPG	B271Z09000HPS	B271Z09000SGL	9,000	.3543	200	155	135	42	9
B271Z09100HPG	—	—	9,100	.3583	219	169	148	44	10
B271Z09200HPG *	—	—	9,200	.3622	219	169	148	44	10
B271Z09500HPG	B271Z09500HPS	—	9,500	.3740	219	170	149	44	10
B271Z09525HPG	B271Z09525HPS	B271Z09525SGL	9,525	.3750	219	170	149	44	10
B271Z09750HPG	—	—	9,750	.3839	219	171	149	44	10
B271Z10000HPG	B271Z10000HPS	B271Z10000SGL	10,000	.3937	219	172	150	44	10
B271Z10200HPG	B271Z10200HPS	—	10,200	.4016	238	186	163	46	11
—	—	B271Z10320SGL	10,320	.4063	238	187	164	46	11
B271Z10500HPG	B271Z10500HPS	B271Z10500SGL	10,500	.4134	238	187	164	46	11
B271Z10716HPG	—	—	10,716	.4219	238	188	165	46	11
—	B271Z10720HPS	—	10,720	.4220	238	188	165	46	11
B271Z10800HPG	—	—	10,800	.4252	238	188	164	46	11
B271Z11000HPG	B271Z11000HPS	B271Z11000SGL	11,000	.4331	238	189	165	46	11
—	—	B271Z11113SGL	11,113	.4375	257	203	178	48	12
B271Z11500HPG	B271Z11500HPS	B271Z11500SGL	11,500	.4528	257	204	179	48	12
B271Z12000HPG	B271Z12000HPS	B271Z12000SGL	12,000	.4724	257	206	180	48	12
B271Z12500HPG	B271Z12500HPS	—	12,500	.4921	276	221	194	50	13
B271Z12700HPG	B271Z12700HPS	B271Z12700SGL	12,700	.5000	276	222	195	50	13
B271Z13000HPG	B271Z13000HPS	—	13,000	.5118	276	223	195	50	13
B271Z13500HPG	B271Z13500HPS	—	13,500	.5315	295	238	209	52	14
B271Z14000HPG	B271Z14000HPS	B271Z14000SGL	14,000	.5512	295	240	210	52	14
B271Z14288HPG	—	—	14,288	.5625	314	255	224	54	15
—	B271Z14290HPS	—	14,290	.5626	314	255	224	54	15
B271Z14500HPG	—	B271Z14500SGL	14,500	.5709	314	255	224	54	15
B271Z15000HPG	—	B271Z15000SGL	15,000	.5906	314	257	225	54	15
B271Z15300HPG	—	—	15,300	.6024	333	272	239	56	16
—	B271Z15500HPS	—	15,500	.6102	333	272	239	56	16
—	B271Z15870HPS	—	15,870	.6248	333	273	240	56	16
B271Z15875HPG	—	—	15,875	.6250	333	273	240	56	16
B271Z16000HPG	B271Z16000HPS	B271Z16000SGL	16,000	.6299	333	274	240	56	16

NOTE: *Made-to-order standard item. Standard pricing, manufacturing lead time, and minimum order quantity applies.



For information on L5, see B224_HP drills or B210_SGL drills.



■ B272Z_HPG/HPS/SGL • 20 x D



● first choice
○ alternate choice

			D1 diameter		L	L3	L4 max	L5	D
			mm	in					
KCPK20	KN25	KCMS20							
B272Z02383KMG	B272Z02383KMS	—	2,383	.0938	101	63	56	30	3
B272Z02400KMG	B272Z02400KMS *	—	2,400	.0945	101	63	56	30	3
—	B272Z02439KMS	—	2,439	.0960	101	63	56	30	3
B272Z02489KMG	B272Z02489KMS *	—	2,489	.0980	101	63	56	30	3
B272Z02500KMG	B272Z02500KMS	B272Z02500SGL	2,500	.0984	101	63	56	30	3
B272Z02779KMG	—	—	2,779	.1094	101	66	59	30	3
—	B272Z02800KMS	—	2,800	.1102	101	66	59	30	3
—	B272Z02947KMS *	—	2,947	.1160	101	67	60	30	3
B272Z03000HPG	B272Z03000HPS	B272Z03000SGL	3,000	.1181	101	67	60	30	3
B272Z03175HPG	B272Z03175HPS	B272Z03175SGL	3,175	.1250	125	83	74	32	4
B272Z03300HPG	B272Z03300HPS	—	3,300	.1299	125	84	75	32	4
B272Z03500HPG	B272Z03500HPS	B272Z03500SGL	3,500	.1378	125	86	77	32	4
B272Z03850HPG	—	—	3,850	.1516	125	88	79	32	4
B272Z03970HPG	B272Z03970HPS	B272Z03970SGL	3,970	.1563	125	89	79	32	4
B272Z04000HPG	B272Z04000HPS	B272Z04000SGL	4,000	.1575	125	90	80	32	4
B272Z04500HPG	B272Z04500HPS	B272Z04500SGL	4,500	.1772	149	108	97	34	5
B272Z04623HPG	—	—	4,623	.1820	149	109	98	34	5
B272Z04763HPG	B272Z04763HPS	B272Z04763SGL	4,763	.1875	149	110	99	34	5
—	—	B272Z04800SGL	4,800	.1890	149	110	99	34	5
B272Z05000HPG	B272Z05000HPS	B272Z05000SGL	5,000	.1969	149	112	100	34	5
B272Z05200HPG	—	—	5,200	.2047	173	127	114	36	6
B272Z05260HPG	—	—	5,260	.2071	173	128	115	36	6
B272Z05410HPG	—	—	5,410	.2130	173	129	116	36	6
B272Z05500HPG	B272Z05500HPS	B272Z05500SGL	5,500	.2165	173	130	117	36	6
B272Z05558HPG	—	—	5,558	.2188	173	130	117	36	6
—	—	B272Z05558SGL	5,558	.2188	173	130	117	36	6
B272Z05800HPG	—	B272Z05800SGL	5,800	.2283	173	132	118	36	6
B272Z06000HPG	B272Z06000HPS	B272Z06000SGL	6,000	.2362	173	134	120	36	6
B272Z06200HPG	B272Z06200HPS	—	6,200	.2441	197	149	134	38	7
B272Z06350HPG	B272Z06350HPS	B272Z06350SGL	6,350	.2500	197	151	136	38	7
—	B272Z06400HPS *	—	6,400	.2520	197	151	136	38	7
B272Z06500HPG	B272Z06500HPS	B272Z06500SGL	6,500	.2559	197	152	137	38	7
B272Z06528HPG	—	—	6,528	.2570	197	152	137	38	7
B272Z06746HPG	B272Z06746HPS	B272Z06746SGL	6,746	.2656	197	154	138	38	7
B272Z06800HPG	—	—	6,800	.2677	197	154	138	38	7
B272Z06909HPG	—	—	6,909	.2720	197	155	139	38	7

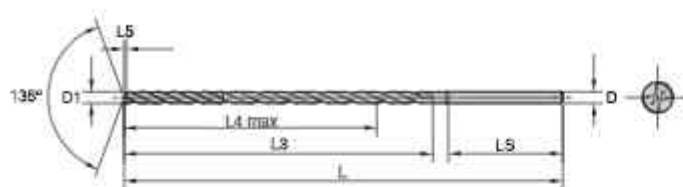
(continued)

(B272Z_HPG/HPS/SGL • 20 x D — continued)

			D1 diameter							
			mm	in	L	L3	L4 max	LS	D	
										• first choice ○ alternate choice
KCPK20	KN25	KCMS20								
B272Z07000HPG	B272Z07000HPS	B272Z07000SGL	7,000	.2756	197	156	140	38	7	
B272Z07145HPG	B272Z07145HPS	B272Z07145SGL	7,145	.2813	221	171	154	40	8	
B272Z07200HPG *	—	—	7,200	.2835	221	171	154	40	8	
B272Z07500HPG	B272Z07500HPS	B272Z07500SGL	7,500	.2953	221	174	157	40	8	
B272Z07541HPG *	—	—	7,541	.2969	221	174	157	40	8	
B272Z07938HPG	—	B272Z07938SGL	7,938	.3125	221	177	159	40	8	
B272Z08000HPG	B272Z08000HPS	B272Z08000SGL	8,000	.3150	221	178	160	40	8	
B272Z08334HPG *	—	—	8,334	.3281	245	194	175	42	9	
B272Z08433HPG	—	—	8,433	.3320	245	195	176	42	9	
B272Z08500HPG	B272Z08500HPS	B272Z08500SGL	8,500	.3346	245	196	177	42	9	
B272Z08733HPG	B272Z08733HPS	—	8,733	.3438	245	198	178	42	9	
—	—	B272Z08733SGL	8,733	.3438	245	198	178	42	9	
B272Z09000HPG	B272Z09000HPS	B272Z09000SGL	9,000	.3543	245	200	180	42	9	
B272Z09100HPG *	—	—	9,100	.3583	269	215	194	44	10	
B272Z09500HPG	—	—	9,500	.3740	269	218	197	44	10	
B272Z09525HPG	B272Z09525HPS	B272Z09525SGL	9,525	.3750	269	218	197	44	10	
B272Z09750HPG	B272Z09750HPS	—	9,750	.3839	269	220	198	44	10	
B272Z10000HPG	B272Z10000HPS	B272Z10000SGL	10,000	.3937	269	222	200	44	10	
B272Z10200HPG	B272Z10200HPS	—	10,200	.4016	293	237	214	46	11	
—	—	B272Z10320SGL	10,320	.4063	293	238	215	46	11	
B272Z10500HPG	B272Z10500HPS	B272Z10500SGL	10,500	.4134	293	240	217	46	11	
B272Z10716HPG	—	—	10,716	.4219	293	242	219	46	11	
—	—	B272Z10716SGL	10,716	.4219	293	242	219	46	11	
—	B272Z10720HPS	—	10,720	.4220	293	242	219	46	11	
B272Z11000HPG	B272Z11000HPS	B272Z11000SGL	11,000	.4331	293	244	220	46	11	
—	—	B272Z11113SGL	11,113	.4375	317	259	234	48	12	
B272Z11500HPG	B272Z11500HPS	B272Z11500SGL	11,500	.4528	317	262	237	48	12	
B272Z11800HPG	—	—	11,800	.4646	317	264	238	48	12	
B272Z12000HPG	B272Z12000HPS	B272Z12000SGL	12,000	.4724	317	266	240	48	12	
B272Z12500HPG	B272Z12500HPS	B272Z12500SGL	12,500	.4921	341	284	257	50	13	
B272Z12700HPG	B272Z12700HPS	B272Z12700SGL	12,700	.5000	341	285	258	50	13	
B272Z13000HPG	B272Z13000HPS	B272Z13000SGL	13,000	.5118	341	288	260	50	13	
B272Z13100HPG	—	—	13,100	.5157	365	302	273	52	14	
B272Z13500HPG	B272Z13500HPS	—	13,500	.5315	365	306	277	52	14	
B272Z14000HPG	B272Z14000HPS	B272Z14000SGL	14,000	.5512	365	310	280	52	14	
B272Z14500HPG	B272Z14500HPS	B272Z14500SGL	14,500	.5709	389	328	297	54	15	
B272Z15000HPG	B272Z15000HPS	B272Z15000SGL	15,000	.5906	389	332	300	54	15	
B272Z15500HPG	B272Z15500HPS	B272Z15500SGL	15,500	.6102	413	350	317	56	16	
—	B272Z15870HPS	—	15,870	.6248	413	353	320	56	16	
B272Z15875HPG	—	—	15,875	.6250	413	353	320	56	16	
B272Z16000HPG	B272Z16000HPS	B272Z16000SGL	16,000	.6299	413	354	320	56	16	

NOTE: *Made-to-order standard item. Standard pricing, manufacturing lead time, and minimum order quantity applies.

Solid Carbide Drills



For information on L5, see B224_HP drills or B210_SGL drills.



B273Z_HPG/HPS/SGL • 25 x D



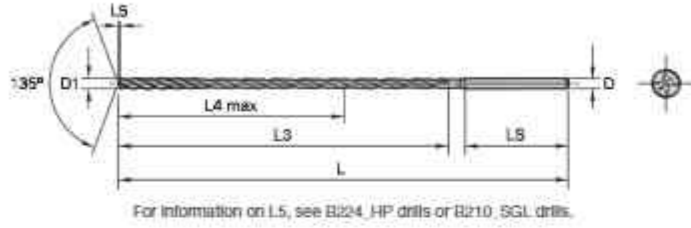
● first choice
○ alternate choice

			D1 diameter		L	L3	L4 max	L5	D
KCPK20	KN25	KCMS20	mm	in					
B273Z02383KMG	B273Z02383KMS	—	2,383	.0938	116	74	67	30	3
—	B273Z02439KMS *	—	2,439	.0960	116	75	68	30	3
B273Z02500KMG	—	B273Z02500SGL	2,500	.0984	116	76	69	30	3
B273Z02600KMG *	—	—	2,600	.1024	116	77	70	30	3
—	B273Z02779KMS *	—	2,779	.1094	116	80	73	30	3
—	B273Z02800KMS *	—	2,800	.1102	116	80	73	30	3
—	B273Z02820KMS *	—	2,820	.1110	116	80	73	30	3
—	B273Z02870KMS *	—	2,870	.1130	116	81	74	30	3
—	B273Z02947KMS *	—	2,947	.1160	116	82	75	30	3
B273Z03000HPG	B273Z03000HPS	B273Z03000SGL	3,000	.1181	116	82	75	30	3
B273Z03175HPG	B273Z03175HPS	B273Z03175SGL	3,175	.1250	145	99	90	32	4
B273Z03500HPG *	B273Z03500HPS	B273Z03500SGL	3,500	.1378	145	103	94	32	4
B273Z04000HPG	B273Z04000HPS	B273Z04000SGL	4,000	.1575	145	110	100	32	4
B273Z04500HPG *	B273Z04500HPS *	B273Z04500SGL	4,500	.1772	174	130	119	34	5
B273Z05000HPG	B273Z05000HPS	B273Z05000SGL	5,000	.1969	174	137	125	34	5
B273Z05100HPG *	—	—	5,100	.2008	203	152	139	36	6
B273Z05500HPG	B273Z05500HPS	B273Z05500SGL	5,500	.2165	203	157	144	36	6
B273Z05800HPG *	—	—	5,800	.2283	203	161	147	36	6
B273Z06000HPG	B273Z06000HPS	B273Z06000SGL	6,000	.2362	203	164	150	36	6
B273Z06350HPG	B273Z06350HPS	—	6,350	.2500	232	182	167	38	7
B273Z06500HPG *	B273Z06500HPS	B273Z06500SGL	6,500	.2559	232	184	169	38	7
B273Z06746HPG	B273Z06746HPS *	—	6,746	.2666	232	187	171	38	7
B273Z07000HPG	B273Z07000HPS *	B273Z07000SGL	7,000	.2756	232	191	175	38	7
B273Z07500HPG	—	—	7,500	.2953	261	211	194	40	8
B273Z08000HPG	B273Z08000HPS	B273Z08000SGL	8,000	.3150	261	218	200	40	8
B273Z08500HPG	B273Z08500HPS *	B273Z08500SGL	8,500	.3346	290	238	219	42	9
B273Z08733HPG	B273Z08733HPS *	—	8,733	.3438	290	241	221	42	9
B273Z09000HPG	—	B273Z09000SGL	9,000	.3543	290	245	225	42	9
—	B273Z09525HPS *	—	9,525	.3750	319	266	245	44	10
B273Z10000HPG	B273Z10000HPS	B273Z10000SGL	10,000	.3937	319	272	250	44	10
B273Z10200HPG	—	—	10,200	.4016	348	288	265	46	11
B273Z10500HPG	B273Z10500HPS	—	10,500	.4134	348	292	269	46	11
B273Z11000HPG	B273Z11000HPS	B273Z11000SGL	11,000	.4331	348	299	275	46	11
B273Z11500HPG	B273Z11500HPS	—	11,500	.4528	377	319	294	48	12
B273Z12000HPG	B273Z12000HPS	B273Z12000SGL	12,000	.4724	377	326	300	48	12
B273Z12500HPG	B273Z12500HPS	—	12,500	.4921	406	346	319	50	13
B273Z12700HPG	—	—	12,700	.5000	406	349	322	50	13
B273Z13000HPG	B273Z13000HPS	B273Z13000SGL	13,000	.5118	406	353	325	50	13
—	B273Z13100HPS	—	13,100	.5157	435	368	339	52	14
B273Z13500HPG	—	B273Z13500SGL	13,500	.5315	435	373	344	52	14
B273Z14000HPG	B273Z14000HPS	B273Z14000SGL	14,000	.5512	435	380	350	52	14
B273Z14288HPG	—	—	14,288	.5625	464	397	366	54	15
—	B273Z14290HPS	—	14,290	.5626	464	397	366	54	15
B273Z14500HPG	B273Z14500HPS	—	14,500	.5709	464	400	369	54	15
B273Z15000HPG	—	B273Z15000SGL	15,000	.5906	464	407	375	54	15
B273Z16000HPG	B273Z16000HPS	B273Z16000SGL	16,000	.6299	493	434	400	56	16




NOTE: *Made-to-order standard item. Standard pricing, manufacturing lead time, and minimum order quantity applies.



Solid Carbide Drills



■ B274Z_HPG/HPS/SGL • 30 x D

			D1 diameter						
			mm	in	L	L3	L4 max	LS	D
 KCPK20	 KN25	 KCMS20							
B274Z02383KMG	B274Z02383KMS	—	2,383	.0938	131	86	79	30	3
—	B274Z02400KMS	—	2,400	.0945	131	87	80	30	3
—	B274Z02439KMS *	—	2,439	.0960	131	87	80	30	3
B274Z02500KMG	B274Z02500KMS	B274Z02500SGL	2,500	.0984	131	88	81	30	3
B274Z02600KMG	B274Z02600KMS	—	2,600	.1024	131	90	83	30	3
—	B274Z02642KMS *	—	2,642	.1040	131	91	84	30	3
—	B274Z02779KMS *	—	2,779	.1094	131	94	87	30	3
B274Z02800KMG	B274Z02800KMS *	—	2,800	.1102	131	94	87	30	3
—	B274Z02870KMS *	—	2,870	.1130	131	95	88	30	3
—	B274Z02900KMS *	—	2,900	.1142	131	96	89	30	3
—	B274Z02947KMS *	—	2,947	.1160	131	97	90	30	3
B274Z03000HPG	B274Z03000HPS	B274Z03000SGL	3,000	.1181	131	97	90	30	3
B274Z03175HPG	B274Z03175HPS	B274Z03175SGL	3,175	.1250	165	115	106	32	4
B274Z03500HPG	B274Z03500HPS	B274Z03500SGL	3,500	.1378	165	121	112	32	4
B274Z03970HPG	—	B274Z03970SGL	3,970	.1563	165	129	119	32	4
B274Z04000HPG	B274Z04000HPS	B274Z04000SGL	4,000	.1575	165	130	120	32	4
B274Z04300HPG	—	—	4,300	.1693	199	149	138	34	5
B274Z04500HPG	B274Z04500HPS	B274Z04500SGL	4,500	.1772	199	153	142	34	5
B274Z04763HPG	—	B274Z04763SGL	4,763	.1875	199	157	146	34	5
B274Z05000HPG	B274Z05000HPS	B274Z05000SGL	5,000	.1969	199	162	150	34	5
B274Z05100HPG *	—	B274Z05100SGL	5,100	.2008	233	178	165	36	6
B274Z05500HPG	B274Z05500HPS *	B274Z05500SGL	5,500	.2165	233	185	172	36	6
—	—	B274Z05558SGL	5,558	.2188	233	186	173	36	6
B274Z05700HPG *	—	—	5,700	.2244	233	188	175	36	6
B274Z06000HPG	B274Z06000HPS	B274Z06000SGL	6,000	.2362	233	194	180	36	6
B274Z06350HPG	B274Z06350HPS	B274Z06350SGL	6,350	.2500	267	214	199	38	7
B274Z06500HPG	B274Z06500HPS	B274Z06500SGL	6,500	.2559	267	217	202	38	7
—	B274Z06746HPS *	B274Z06746SGL	6,746	.2656	267	221	205	38	7
B274Z06800HPG	—	—	6,800	.2677	267	222	206	38	7
B274Z07000HPG	B274Z07000HPS	B274Z07000SGL	7,000	.2756	267	226	210	38	7
—	—	B274Z07145SGL	7,145	.2813	301	242	225	40	8
—	—	B274Z07500SGL	7,500	.2953	301	249	232	40	8

● first choice
○ alternate choice

(continued)

(B274Z_HPG/HPS/SGL • 30 x D – continued)

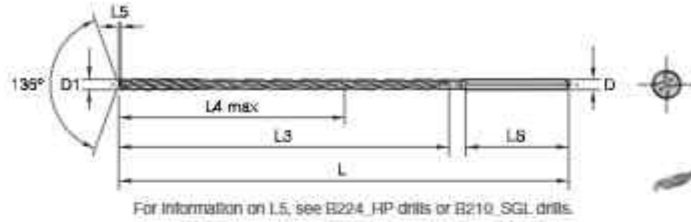
Solid Carbide Drills



● first choice
○ alternate choice

	KCPK20		KN25		KCMS20		D1 diameter		L	L3	L4 max	LS	D
	mm	in	mm	in	mm	in	mm	in					
B274Z07700HPG *	–	–	–	–	–	–	7,700	.3031	301	252	235	40	8
B274Z07938HPG	–	–	–	–	B274Z07938SGL	–	7,938	.3125	301	257	239	40	8
B274Z08000HPG	–	–	B274Z08000HPS	–	B274Z08000SGL	–	8,000	.3150	301	258	240	40	8
B274Z08334HPG	–	–	–	–	–	–	8,334	.3281	335	278	259	42	9
B274Z08500HPG	–	–	B274Z08500HPS	–	B274Z08500SGL	–	8,500	.3346	335	281	262	42	9
B274Z08700HPG	–	–	–	–	–	–	8,700	.3425	335	284	264	42	9
–	–	–	B274Z08733HPS *	–	–	–	8,733	.3438	335	285	265	42	9
–	–	–	–	–	B274Z08733SGL	–	8,733	.3438	335	285	265	42	9
B274Z09000HPG	–	–	B274Z09000HPS *	–	B274Z09000SGL	–	9,000	.3543	335	290	270	42	9
–	–	–	–	–	B274Z09129SGL	–	9,129	.3594	369	306	285	44	10
B274Z09525HPG	–	–	B274Z09525HPS *	–	B274Z09525SGL	–	9,525	.3750	369	313	292	44	10
B274Z10000HPG	–	–	B274Z10000HPS	–	B274Z10000SGL	–	10,000	.3937	369	322	300	44	10
B274Z10200HPG	–	–	B274Z10200HPS	–	–	–	10,200	.4016	403	339	316	46	11
B274Z10500HPG *	–	–	–	–	B274Z10500SGL	–	10,500	.4134	403	345	322	46	11
B274Z10716HPG	–	–	–	–	–	–	10,716	.4219	403	349	326	46	11
B274Z11000HPG	–	–	B274Z11000HPS	–	B274Z11000SGL	–	11,000	.4331	403	354	330	46	11
B274Z11500HPG	–	–	B274Z11500HPS	–	B274Z11500SGL	–	11,500	.4528	437	377	352	48	12
B274Z11800HPG	–	–	–	–	–	–	11,800	.4646	437	382	356	48	12
B274Z12000HPG	–	–	B274Z12000HPS	–	B274Z12000SGL	–	12,000	.4724	437	386	360	48	12
B274Z12500HPG	–	–	B274Z12500HPS	–	–	–	12,500	.4921	471	409	382	50	13
B274Z12700HPG	–	–	–	–	B274Z12700SGL	–	12,700	.5000	471	412	385	50	13
B274Z13000HPG	–	–	B274Z13000HPS	–	B274Z13000SGL	–	13,000	.5118	471	418	390	50	13
B274Z13500HPG	–	–	B274Z13500HPS	–	B274Z13500SGL	–	13,500	.5315	505	441	412	52	14
B274Z14000HPG	–	–	B274Z14000HPS	–	B274Z14000SGL	–	14,000	.5512	505	450	420	52	14
B274Z15000HPG	–	–	B274Z15000HPS	–	B274Z15000SGL	–	15,000	.5906	539	482	450	54	15

NOTE: *Made-to-order standard item. Standard pricing, manufacturing lead time, and minimum order quantity applies.



Solid Carbide Drills

beyond

B275Z_HPG/HPS/SGL • 40 x D



D1 diameter

● first choice
○ alternate choice

	KCPK20	KN25	KCMS20	D1 diameter		L	L3	L4 max	L5	D
				mm	in					
B275Z02500KMG	B275Z02500KMS	B275Z02500SGL	2,500	.0984	161	113	106	30	3	
B275Z03000KMG	B275Z03000HPS	B275Z03000SGL	3,000	.1181	161	127	120	30	3	
B275Z03175HPG	B275Z03175HPS	B275Z03175SGL	3,175	.1250	205	146	137	32	4	
B275Z03500HPG	B275Z03500HPS	B275Z03500SGL	3,500	.1378	205	156	147	32	4	
B275Z03571HPG	B275Z03571HPS	B275Z03571SGL	3,571	.1406	205	158	149	32	4	
B275Z03970HPG	B275Z03970HPS	B275Z03970SGL	3,970	.1563	205	169	159	32	4	
B275Z04000HPG	B275Z04000HPS	B275Z04000SGL	4,000	.1575	205	170	160	32	4	
B275Z04200HPG	B275Z04200HPS	B275Z04200SGL	4,200	.1654	249	189	178	34	5	
-	B275Z04500HPS	B275Z04500SGL	4,500	.1772	249	198	187	34	5	
B275Z04763HPG	B275Z04763HPS	B275Z04763SGL	4,763	.1875	249	205	194	34	5	
B275Z05000HPG	B275Z05000HPS	B275Z05000SGL	5,000	.1969	249	212	200	34	5	
B275Z05500HPG	B275Z05500HPS	B275Z05500SGL	5,500	.2165	293	240	227	36	6	
B275Z05558HPG	B275Z05558HPS	B275Z05558SGL	5,558	.2188	293	241	228	36	6	
B275Z06000HPG	B275Z06000HPS	B275Z06000SGL	6,000	.2362	293	254	240	36	6	
B275Z06350HPG	B275Z06350HPS	B275Z06350SGL	6,350	.2500	337	278	263	38	7	
B275Z06500HPG	B275Z06500HPS	B275Z06500SGL	6,500	.2559	337	282	267	38	7	
B275Z06800HPG	B275Z06800HPS	B275Z06800SGL	6,800	.2677	337	290	274	38	7	
B275Z07000HPG	B275Z07000HPS	B275Z07000SGL	7,000	.2756	337	296	280	38	7	
B275Z07145HPG	B275Z07145HPS	B275Z07145SGL	7,145	.2813	381	314	297	40	8	
B275Z07500HPG	B275Z07500HPS	B275Z07500SGL	7,500	.2953	381	324	307	40	8	
B275Z07938HPG	B275Z07938HPS	B275Z07938SGL	7,938	.3125	381	336	318	40	8	
B275Z08000HPG	B275Z08000HPS	B275Z08000SGL	8,000	.3150	381	338	320	40	8	
-	B275Z08500HPS	B275Z08500SGL	8,500	.3346	425	366	347	42	9	
B275Z08733HPG	B275Z08733HPS	B275Z08733SGL	8,733	.3438	425	372	352	42	9	
B275Z09000HPG	B275Z09000HPS	B275Z09000SGL	9,000	.3543	425	380	360	42	9	
B275Z09525HPG	B275Z09525HPS	B275Z09525SGL	9,525	.3750	469	408	387	44	10	
B275Z10000HPG	B275Z10000HPS	B275Z10000SGL	10,000	.3937	469	422	400	44	10	
B275Z10200HPG	B275Z10200HPS	B275Z10200SGL	10,200	.4016	513	441	418	46	11	
B275Z10320HPG	B275Z10320HPS	B275Z10320SGL	10,320	.4063	513	445	422	46	11	
B275Z11000HPG	B275Z11000HPS	B275Z11000SGL	11,000	.4331	513	464	440	46	11	

Tolerance • Metric

nominal size range	D1 HPG/SGL tolerance h7	D1 HPS tolerance h8	D tolerance h6
1-3	0,000/-0,010	0,000/-0,014	0,000/-0,006
>3-6	0,000/-0,012	0,000/-0,018	0,000/-0,008
>6-10	0,000/-0,015	0,000/-0,022	0,000/-0,009
>10-18	0,000/-0,018	0,000/-0,027	0,000/-0,011

■ Deep-Hole Drills • B27_HPG Series • Grade KCPK20™ • Through Coolant • Drill Diameters 3–16mm • Metric

Solid Carbide Drills

		Cutting Speed – vc			Metric								
		Range – m/min			Recommended Feed Rate (f) by Diameter								
Material Group		min	Starting Value	max		3,0	4,0	6,0	8,0	10,0	12,0	14,0	16,0
P	0	100	100	125	mm/r	0,13–0,15	0,14–0,16	0,15–0,21	0,19–0,26	0,21–0,31	0,26–0,36	0,30–0,41	0,34–0,46
	1	90	100	110	mm/r	0,15–0,18	0,16–0,19	0,18–0,25	0,22–0,30	0,25–0,37	0,30–0,42	0,35–0,48	0,40–0,54
	2	90	100	110	mm/r	0,15–0,18	0,16–0,19	0,18–0,25	0,22–0,30	0,25–0,37	0,30–0,42	0,35–0,48	0,40–0,54
	3	80	95	110	mm/r	0,15–0,18	0,16–0,19	0,18–0,25	0,22–0,30	0,25–0,37	0,30–0,42	0,35–0,48	0,40–0,54
	4	80	90	110	mm/r	0,15–0,18	0,16–0,19	0,18–0,25	0,22–0,30	0,25–0,37	0,30–0,42	0,35–0,48	0,40–0,54
	5	60	80	90	mm/r	0,03–0,11	0,04–0,11	0,05–0,11	0,05–0,14	0,08–0,18	0,11–0,21	0,12–0,22	0,14–0,24
M	6	110	150	190	mm/r	0,07–0,13	0,09–0,15	0,12–0,20	0,15–0,28	0,17–0,33	0,19–0,37	0,20–0,40	0,22–0,43
	1	40	50	60	mm/r	0,04–0,08	0,06–0,12	0,08–0,14	0,10–0,15	0,11–0,16	0,12–0,17	0,13–0,18	0,14–0,19
	2	30	40	50	mm/r	0,04–0,08	0,06–0,10	0,08–0,13	0,09–0,14	0,10–0,15	0,11–0,16	0,12–0,17	0,13–0,18
K	3	30	40	50	mm/r	0,04–0,07	0,06–0,10	0,08–0,13	0,09–0,14	0,10–0,15	0,11–0,16	0,12–0,17	0,13–0,18
	1	80	100	120	mm/r	0,15–0,19	0,17–0,20	0,19–0,26	0,24–0,32	0,27–0,40	0,32–0,45	0,38–0,52	0,45–0,59
	2	60	90	100	mm/r	0,15–0,18	0,16–0,19	0,18–0,25	0,22–0,30	0,25–0,37	0,30–0,42	0,35–0,48	0,40–0,54
	3	60	90	120	mm/r	0,15–0,18	0,16–0,19	0,18–0,25	0,22–0,30	0,25–0,37	0,30–0,42	0,35–0,48	0,40–0,54

■ Deep-Hole Drills • B27_HPS Series • Grade KN25™ • Through Coolant • Drill Diameters 3–16mm • Metric

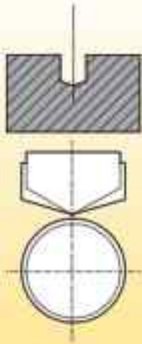
		Cutting Speed – vc			Metric								
		Range – m/min			Recommended Feed Rate (f) by Diameter								
Material Group		min	Starting Value	max		3,0	4,0	6,0	8,0	10,0	12,0	14,0	16,0
N	1	120	200	300	mm/r	0,12–0,17	0,13–0,18	0,15–0,24	0,19–0,29	0,26–0,35	0,31–0,40	0,35–0,45	0,41–0,51
	2	120	170	300	mm/r	0,13–0,18	0,14–0,19	0,16–0,25	0,20–0,30	0,28–0,37	0,33–0,42	0,38–0,48	0,44–0,54
	3	100	150	300	mm/r	0,13–0,18	0,14–0,19	0,16–0,25	0,20–0,30	0,28–0,37	0,33–0,42	0,38–0,48	0,44–0,54
	4	80	200	300	mm/r	0,03–0,05	0,03–0,06	0,03–0,06	0,04–0,06	0,05–0,07	0,05–0,08	0,05–0,08	0,06–0,09

■ Deep Hole Drills • B27_SGL Series • Grade KCMS20 • Through Coolant • Metric



Solid Carbide Drills

Material Group	Cutting Speed – vc			Metric									
	Range – m/min			Recommended Feed Rate per Rev									
	min	Starting Value	max	3,0	4,0	6,0	8,0	10,0	12,0	14,0	16,0		
				mm/r									
P	5	60	80	90	mm/r	0,03–0,06	0,04–0,06	0,05–0,06	0,05–0,09	0,08–0,13	0,11–0,16	0,12–0,17	0,14–0,18
	6	70	120	170	mm/r	0,08–0,10	0,08–0,12	0,10–0,14	0,12–0,16	0,14–0,18	0,16–0,20	0,18–0,22	0,20–0,24
M	1	40	50	60	mm/r	0,05–0,08	0,06–0,09	0,07–0,10	0,08–0,11	0,09–0,12	0,10–0,13	0,11–0,14	0,12–0,15
	2	30	40	50	mm/r	0,05–0,08	0,06–0,09	0,07–0,10	0,08–0,11	0,09–0,12	0,10–0,13	0,11–0,14	0,12–0,15
	3	30	40	50	mm/r	0,05–0,08	0,06–0,09	0,07–0,10	0,08–0,11	0,09–0,12	0,10–0,13	0,11–0,14	0,12–0,15
S	1	20	30	40	mm/r	0,09–0,12	0,10–0,13	0,11–0,14	0,12–0,15	0,13–0,16	0,14–0,17	0,15–0,18	0,16–0,19
	2	20	30	40	mm/r	0,09–0,12	0,10–0,13	0,11–0,14	0,12–0,15	0,13–0,16	0,14–0,17	0,15–0,18	0,16–0,19
	3	20	30	40	mm/r	0,09–0,12	0,10–0,13	0,11–0,14	0,12–0,15	0,13–0,16	0,14–0,17	0,15–0,18	0,16–0,19
	4	20	30	40	mm/r	0,09–0,14	0,10–0,15	0,11–0,16	0,12–0,17	0,13–0,18	0,14–0,19	0,15–0,20	0,16–0,21

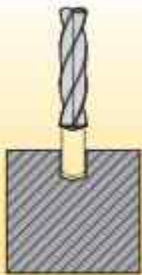


1) Pilot Drill Hole — IMPORTANT!

- The point angle of the pilot drill must be greater than the one of following deep-hole drill to protect its cutting corners.
- The diameter size of the pilot drill must be greater than the one of the deep-hole drill to enable easy fit and protect margin lands. The required difference in diameter is covered by design with the different position of tolerance.
- Drill \varnothing = nominal \varnothing up to nominal +0.010mm (+.0004").
- Depth of pilot hole: minimum 2 x D.
- Deeper pilot holes are preferable.

Recommendations:

- Use a conical (B976_) or split-point drill to pilot (do not use a HP, TX, GÖdrill™ or any competitive drill).
- Check the pilot drill for wear, which can lead to premature wear on the B27_ cutting edge and possibly catastrophic failure.
- B976_ and B977_KC7315 drills with a 140° point angle are recommended. B978_ is not recommended as the point angle is 135°.
- B70_ Flat Bottom Drill with a point angle of 180° is the alternate choice, especially on inclined entries, such as on crankshafts.



2) Feed B27_ into Pilot Hole

- Max 500 RPM and recommended feed rate, no rapid traverse.
- Run anti-clockwise, especially in horizontal applications to protect the cutting edge, when entering the pilot hole.
- Depth: 1mm (.039") above the bottom of pilot hole.

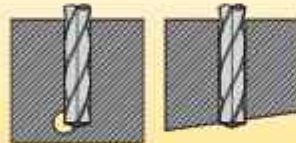
Recommendations:

- Reduce cutting speed to minimise imbalances in machine spindle/adaptor!



3) Drill Hole

Cutting Parameters: Start recommended speed and feed rate at 1mm (.039") from the bottom of the pilot hole, clockwise.



Recommendations:

- DO NOT PECK OR DWELL up to 30 x D!
- With long-chipping steel materials, it may be necessary to increase feed rate by 10–20% to provide optimal chip control.
- For long-chipping aluminium materials, it may be necessary to decrease feed rate and increase speed.
- Reduce feed rate on angled exits and crossholes by 50–60%.

HP feed recommendations are usually higher than with competitive SC drills!



4) Drill Retraction

Cutting Parameters: 50–500 RPM and feed rate 2–6 m/min.

Recommendations:

To achieve the best tool performance, we recommend using the deep-hole drill with a hydraulic chuck.

Reduce cutting speed to minimise imbalances in machine spindle/adaptor!



5) Vertical Applications

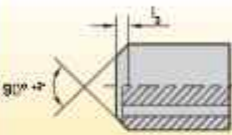
- If the pilot holes are close to each other, chips can fall into the neighboring hole.
- Do not enter a pilot hole that might contain chips with a deep hole drill to avoid chip jamming, wear, or breakage.
- If required holes are close to each other, use smart drilling strategies, make sure the pilot holes are getting properly cleaned, or switch to horizontal drilling.

Horizontal drilling process preferred for optimum chip evacuation



6) Coolant

- For increased stability, the coolant channels of the B27... are smaller than on typical Kennametal drills.
- Steady supply of coolant delivered to the cutting edges necessary. If coolant supply is not steady or is unequal through both channels, check:
 - Coolant filtering system.
 - Sealing of adaptor/spindle.
 - Chips blocking the coolant hole on the drill shank.
- Make sure that the coolant supply reaches the cutting edge before drilling begins.
- Pressure by diameter: <5mm 40–50 bar maximum; >5mm 25 bar minimum.



MQL back end according to DIN 69090-3

7) Minimal Quantity Lubrication

- On MQL applications, make sure that the coolant is directly supplied from the chuck into the back end of the drill shank (without gap) to avoid leakage.
- Pressure should be between 1–10 bar depending on coolant hole size.
- Spray contains an amount of oil less than 50 ml/h.
- If required, the shank can be even optimised for MQL applications with enlarged 90° chamfer instead of 40°.



8) Shanks

- Other than normal SC drills, B27... series have a "Z" shank, increasing with 1mm steps.
- For drills with uneven shank size, use reduction sleeves to adapt the shank to the customer's toolholder.
- The clamping force is better with increasing diameter.
- If required, DIN-shanks (even, 2mm steps) are available as custom solutions.

Achieve the best tool performance with hydraulic chucks.

D1	12mm hydraulic reducer sleeve		20mm hydraulic reducer sleeve		25mm hydraulic reducer sleeve		32mm hydraulic reducer sleeve		.500" hydraulic reducer sleeve		.750" hydraulic reducer sleeve	
	order number	catalogue number	order number	catalogue number	order number	catalogue number	order number	catalogue number	order number	catalogue number	order number	catalogue number
3	3026450	12MHC030M	3026648	20MHC030M	3026662	25MHC030M	-	-	2248993	50HC030M	2248995	75HC030M
4	3026451	12MHC040M	3026649	20MHC040M	3026663	25MHC040M	-	-	1606050	50HC040M	2248996	75HC040M
5	3026452	12MHC050M	3026650	20MHC050M	3026664	25MHC050M	-	-	2248994	50HC050M	2248997	75HC050M
6	3026643	12MHC060M	3026651	20MHC060M	3026665	25MHC060M	3026675	32MHC060M	1606061	50HC060M	1093271	75HC060M
7	3026644	12MHC070M	3026652	20MHC070M	3026666	25MHC070M	3026676	32MHC070M	-	-	-	-
8	3026645	12MHC080M	3026653	20MHC080M	3026667	25MHC080M	3026677	32MHC080M	1606062	50HC080M	1093272	75HC080M
9	3026646	12MHC090M	3026654	20MHC090M	3026668	25MHC090M	3026678	32MHC090M	-	-	-	-
10	3026647	12MHC100M	3026655	20MHC100M	3026669	25MHC100M	3026679	32MHC100M	1606064	50HC100M	1093273	75HC100M
11	-	-	3026656	20MHC110M	-	-	3026680	32MHC110M	-	-	-	-
12	-	-	3026657	20MHC120M	3026669	25MHC120M	3026681	32MHC120M	-	-	1093524	75HC120M
13	-	-	3026658	20MHC130M	-	-	3026682	32MHC130M	-	-	-	-
14	-	-	3026659	20MHC140M	3026671	25MHC140M	3026683	32MHC140M	-	-	1093525	75HC140M
15	-	-	3026660	20MHC150M	-	-	3026684	32MHC150M	-	-	-	-
16	-	-	3026661	20MHC160M	3026672	25MHC160M	3026685	32MHC160M	-	-	1093526	75HC160M

➤ HPS Beyond™ Drills for Aluminium Machining with MQL



Primary Application

B28_HPS series solid carbide drills offer the highest metal removal rates and longest tool life in aluminium and other non-ferrous materials when MQL is applied. These drills can also be used with standard through coolant.

By combining the HP-Point geometry and the new KN15™ Beyond grade with the new Kennametal polishing technology and unique flute design into one tool, the B28_HPS is the ultimate production tool for aluminium workpiece applications — even when compared to PCD solutions. This drill family is a differentiated high-end and high-performance alternative to commoditized conventional carbide or PCD straight-fluted drills.

Features and Benefits

HPS Drill-Point Design

- Sharp cutting edge enables higher tool life in aluminium and other non-ferrous materials.
- Low cutting forces and less built-up edge.
- HP-point enables high feed rates by progressive rake angle and excellent centring capabilities.

Enlarged Flute Design

- Enables fast chip evacuation and high metal removal rates.

KN15 Beyond Grade

- The highly polished surface ensures superior chip evacuation, even when MQL coolant is applied.
- Specified, uncoated 9% Co fine-grain carbide.

“D” Shank Optimised for MQL Applications

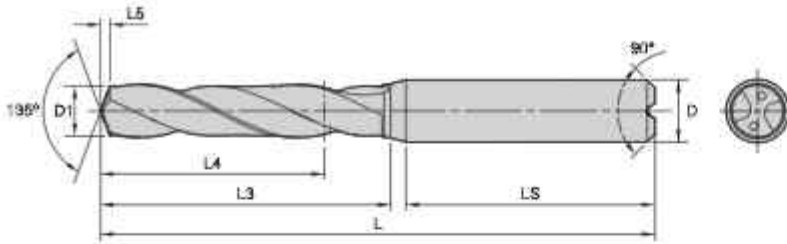
- Enlarged chamfer on back end according to DIN 69090-3 (round cylindrical for MQL) to ensure optimum coolant flow without leakage.

Much more cost-effective compared to PCD-tipped drills.



Customisation

- Intermediate diameters available as semi-standards.
- Length variations and step drills available as custom solutions.
- Using Kennametal MQL chucks together with standard B28_HPS is recommended.
- Optional coatings available for applications in aluminium with Si>9%, based on TiB₂ and DLC.



For information on L, L3, and L4 max, see the Solid Carbide Drills foldout table.



■ B284/B285/B286_HPS • ~3 x D/~5 x D/~8 x D



● first choice
○ alternate choice

			D1 diameter		L5	L8	D
short • KN15	long • KN15	extra long • KN15	mm	in			
B284D03000HPS	B285D03000HPS	B286D03000HPS	3,000	.1181	0,6	36	6
B284D03100HPS	B285D03100HPS	B286D03100HPS	3,100	.1220	0,6	36	6
B284D03175HPS	B285D03175HPS	B286D03175HPS	3,175	.1250	0,6	36	6
B284D03200HPS	B285D03200HPS	B286D03200HPS	3,200	.1260	0,6	36	6
B284D03264HPS	B285D03264HPS	B286D03264HPS	3,264	.1285	0,6	36	6
B284D03300HPS	B285D03300HPS	B286D03300HPS	3,300	.1299	0,6	36	6
B284D03455HPS	B285D03455HPS	B286D03455HPS	3,455	.1360	0,6	36	6
B284D03500HPS	B285D03500HPS	B286D03500HPS	3,500	.1378	0,6	36	6
B284D03571HPS	B285D03571HPS	B286D03571HPS	3,571	.1406	0,7	36	6
B284D03700HPS	B285D03700HPS	B286D03700HPS	3,700	.1457	0,7	36	6
B284D03734HPS	B285D03734HPS	B286D03734HPS	3,734	.1470	0,7	36	6
B284D03900HPS	B285D03900HPS	B286D03900HPS	3,900	.1535	0,7	36	6
B284D03970HPS	B285D03970HPS	B286D03970HPS	3,970	.1563	0,7	36	6
B284D04000HPS	B285D04000HPS	B286D04000HPS	4,000	.1575	0,7	36	6
B284D04039HPS	B285D04039HPS	B286D04039HPS	4,039	.1590	0,7	36	6
B284D04100HPS	B285D04100HPS	B286D04100HPS	4,100	.1614	0,8	36	6
B284D04200HPS	B285D04200HPS	B286D04200HPS	4,200	.1654	0,8	36	6
B284D04305HPS	B285D04305HPS	B286D04305HPS	4,305	.1695	0,8	36	6
B284D04366HPS	-	-	4,366	.1719	0,8	36	6
B284D04400HPS	B285D04400HPS	B286D04400HPS	4,400	.1732	0,8	36	6
B284D04500HPS	B285D04500HPS	B286D04500HPS	4,500	.1772	0,8	36	6
B284D04600HPS	B285D04600HPS	B286D04600HPS	4,600	.1811	0,8	36	6
B284D04700HPS	B285D04700HPS	B286D04700HPS	4,700	.1850	0,9	36	6
B284D04763HPS	B285D04763HPS	B286D04763HPS	4,763	.1875	0,9	36	6
B284D04800HPS	B285D04800HPS	B286D04800HPS	4,800	.1890	0,9	36	6
B284D04900HPS	B285D04900HPS	B286D04900HPS	4,900	.1929	0,9	36	6
B284D05000HPS	B285D05000HPS	B286D05000HPS	5,000	.1969	0,9	36	6
B284D05100HPS	B285D05100HPS	B286D05100HPS	5,100	.2008	0,9	36	6
B284D05106HPS	B285D05106HPS	B286D05106HPS	5,106	.2010	0,9	36	6
B284D05159HPS	B285D05159HPS	B286D05159HPS	5,159	.2031	1,0	36	6
B284D05200HPS	B285D05200HPS	B286D05200HPS	5,200	.2047	1,0	36	6
B284D05300HPS	B285D05300HPS	B286D05300HPS	5,300	.2087	1,0	36	6
B284D05400HPS	B285D05400HPS	B286D05400HPS	5,400	.2126	1,0	36	6
B284D05410HPS	B285D05410HPS	B286D05410HPS	5,410	.2130	1,0	36	6
B284D05500HPS	B285D05500HPS	B286D05500HPS	5,500	.2165	1,0	36	6
B284D05558HPS	B285D05558HPS	B286D05558HPS	5,558	.2188	1,0	36	6

(continued)

(B284/B285/B286_HPS • -3 x D/-5 x D/-8 x D — continued)



● first choice
○ alternate choice

			D1 diameter				
short • KN15	long • KN15	extra long • KN15	mm	in	L5	LS	D
B284D05600HPS	B285D05600HPS	B286D05600HPS	5,600	.2205	1,0	36	6
B284D05791HPS	B285D05791HPS	B286D05791HPS	5,791	.2280	1,1	36	6
B284D05800HPS	-	-	5,800	.2283	1,1	36	6
B284D05954HPS	-	-	5,954	.2344	1,1	36	6
B284D06000HPS	B285D06000HPS	B286D06000HPS	6,000	.2362	1,1	36	6
B284D06200HPS	B285D06200HPS	B286D06200HPS	6,200	.2441	1,1	36	8
B284D06300HPS	B285D06300HPS	B286D06300HPS	6,300	.2480	1,2	36	8
B284D06350HPS	B285D06350HPS	B286D06350HPS	6,350	.2500	1,2	36	8
B284D06400HPS	B285D06400HPS	B286D06400HPS	6,400	.2520	1,2	36	8
B284D06500HPS	B285D06500HPS	B286D06500HPS	6,500	.2559	1,2	36	8
B284D06528HPS	B285D06528HPS	B286D06528HPS	6,528	.2570	1,2	36	8
B284D06600HPS	B285D06600HPS	B286D06600HPS	6,600	.2598	1,2	36	8
B284D06630HPS	B285D06630HPS	B286D06630HPS	6,630	.2610	1,2	36	8
B284D06700HPS	B285D06700HPS	B286D06700HPS	6,700	.2638	1,2	36	8
B284D06746HPS	B285D06746HPS	B286D06746HPS	6,746	.2656	1,2	36	8
B284D06800HPS	B285D06800HPS	B286D06800HPS	6,800	.2677	1,3	36	8
B284D06900HPS	B285D06900HPS	B286D06900HPS	6,900	.2717	1,3	36	8
B284D07000HPS	B285D07000HPS	B286D07000HPS	7,000	.2756	1,3	36	8
B284D07145HPS	B285D07145HPS	B286D07145HPS	7,145	.2813	1,3	36	8
B284D07300HPS	B285D07300HPS	B286D07300HPS	7,300	.2874	1,3	36	8
B284D07400HPS	B285D07400HPS	B286D07400HPS	7,400	.2913	1,4	36	8
B284D07500HPS	-	-	7,500	.2953	1,4	36	8
B284D07541HPS	B285D07541HPS	B286D07541HPS	7,541	.2969	1,4	36	8
B284D07600HPS	B285D07600HPS	B286D07600HPS	7,600	.2992	1,4	36	8
B284D07700HPS	B285D07700HPS	B286D07700HPS	7,700	.3031	1,4	36	8
-	B285D07800HPS	-	7,800	.3071	1,4	36	8
B284D07938HPS	B285D07938HPS	B286D07938HPS	7,938	.3125	1,5	36	8
B284D08000HPS	B285D08000HPS	B286D08000HPS	8,000	.3150	1,5	36	8
B284D08334HPS	B285D08334HPS	B286D08334HPS	8,334	.3281	1,5	40	10
B284D08400HPS	B285D08400HPS	B286D08400HPS	8,400	.3307	1,6	40	10
B284D08433HPS	B285D08433HPS	B286D08433HPS	8,433	.3320	1,6	40	10
B284D08500HPS	B285D08500HPS	B286D08500HPS	8,500	.3346	1,6	40	10
B284D08700HPS	B285D08700HPS	B286D08700HPS	8,700	.3425	1,6	40	10
B284D08733HPS	B285D08733HPS	B286D08733HPS	8,733	.3438	1,6	40	10
B284D08800HPS	B285D08800HPS	B286D08800HPS	8,800	.3465	1,6	40	10
B284D08900HPS	B285D08900HPS	B286D08900HPS	8,900	.3504	1,6	40	10
B284D09000HPS	B285D09000HPS	B286D09000HPS	9,000	.3543	1,7	40	10
B284D09100HPS	B285D09100HPS	B286D09100HPS	9,100	.3583	1,7	40	10
B284D09129HPS	B285D09129HPS	B286D09129HPS	9,129	.3594	1,7	40	10
B284D09300HPS	B285D09300HPS	B286D09300HPS	9,300	.3661	1,7	40	10
B284D09400HPS	B285D09400HPS	B286D09400HPS	9,400	.3701	1,7	40	10
B284D09500HPS	B285D09500HPS	B286D09500HPS	9,500	.3740	1,8	40	10
B284D09525HPS	B285D09525HPS	B286D09525HPS	9,525	.3750	1,8	40	10
B284D09900HPS	B285D09900HPS	B286D09900HPS	9,900	.3896	1,8	40	10
B284D09921HPS	B285D09921HPS	B286D09921HPS	9,921	.3906	1,8	40	10
B284D10000HPS	B285D10000HPS	B286D10000HPS	10,000	.3937	1,8	40	10
B284D10100HPS	B285D10100HPS	B286D10100HPS	10,100	.3976	1,9	45	12
B284D10200HPS	B285D10200HPS	B286D10200HPS	10,200	.4016	1,9	45	12
B284D10300HPS	B285D10300HPS	B286D10300HPS	10,300	.4055	1,9	45	12
B284D10320HPS	B285D10320HPS	B286D10320HPS	10,320	.4063	1,9	45	12
B284D10500HPS	B285D10500HPS	B286D10500HPS	10,500	.4134	1,9	45	12
B284D10600HPS	B285D10600HPS	B286D10600HPS	10,600	.4173	2,0	45	12

(continued)

Solid Carbide Drills

(B284/B285/B286_HPS • -3 x D/-5 x D/-8 x D — continued)

Solid Carbide Drills



● first choice
○ alternate choice

			D1 diameter		L5	LS	D
short • KN15	long • KN15	extra long • KN15	mm	in			
B284D10716HPS	B285D10716HPS	B286D10716HPS	10,716	.4219	2.0	45	12
B284D10800HPS	B285D10800HPS	B286D10800HPS	10,800	.4252	2.0	45	12
B284D11000HPS	B285D11000HPS	B286D11000HPS	11,000	.4331	2.0	45	12
B284D11100HPS	B285D11100HPS	B286D11100HPS	11,100	.4370	2.0	45	12
B284D11113HPS	B285D11113HPS	B286D11113HPS	11,113	.4375	2.1	45	12
B284D11200HPS	B285D11200HPS	B286D11200HPS	11,200	.4409	2.1	45	12
B284D11300HPS	B285D11300HPS	B286D11300HPS	11,300	.4449	2.1	45	12
B284D11400HPS	B285D11400HPS	B286D11400HPS	11,400	.4488	2.1	45	12
B284D11500HPS	B285D11500HPS	B286D11500HPS	11,500	.4528	2.1	45	12
B284D11509HPS	B285D11509HPS	B286D11509HPS	11,509	.4531	2.1	45	12
B284D11800HPS	B285D11800HPS	B286D11800HPS	11,800	.4646	2.2	45	12
B284D11908HPS	B285D11908HPS	B286D11908HPS	11,908	.4688	2.2	45	12
B284D12000HPS	B285D12000HPS	B286D12000HPS	12,000	.4724	2.2	45	12
B284D12304HPS	B285D12304HPS	B286D12304HPS	12,304	.4844	2.3	45	14
B284D12500HPS	B285D12500HPS	B286D12500HPS	12,500	.4921	2.3	45	14
B284D12600HPS	B285D12600HPS	B286D12600HPS	12,600	.4961	2.3	45	14
B284D12700HPS	B285D12700HPS	B286D12700HPS	12,700	.5000	2.3	45	14
B284D13000HPS	B285D13000HPS	B286D13000HPS	13,000	.5118	2.4	45	14
B284D13096HPS	B285D13096HPS	B286D13096HPS	13,096	.5156	2.4	45	14
B284D13100HPS	B285D13100HPS	B286D13100HPS	13,100	.5157	2.4	45	14
B284D13300HPS	B285D13300HPS	B286D13300HPS	13,300	.5236	2.5	45	14
B284D13400HPS	B285D13400HPS	B286D13400HPS	13,400	.5276	2.5	45	14
B284D13500HPS	B285D13500HPS	B286D13500HPS	13,500	.5315	2.5	45	14
B284D14000HPS	B285D14000HPS	B286D14000HPS	14,000	.5512	2.6	45	14
B284D14200HPS	B285D14200HPS	B286D14200HPS	14,200	.5591	2.6	48	16
B284D14288HPS	B285D14288HPS	B286D14288HPS	14,288	.5625	2.6	48	16
B284D14500HPS	B285D14500HPS	B286D14500HPS	14,500	.5709	2.7	48	16
B284D14684HPS	B285D14684HPS	B286D14684HPS	14,684	.5781	2.7	48	16
B284D15000HPS	B285D15000HPS	B286D15000HPS	15,000	.5906	2.8	48	16
B284D15083HPS	B285D15083HPS	B286D15083HPS	15,083	.5938	2.8	48	16
B284D15100HPS	B285D15100HPS	B286D15100HPS	15,100	.5945	2.8	48	16
B284D15300HPS	B285D15300HPS	B286D15300HPS	15,300	.6024	2.8	48	16
B284D15400HPS	B285D15400HPS	B286D15400HPS	15,400	.6063	2.8	48	16
B284D15875HPS	B285D15875HPS	B286D15875HPS	15,875	.6250	2.9	48	16
B284D16000HPS	B285D16000HPS	B286D16000HPS	16,000	.6299	3.0	48	16
B284D16500HPS	B285D16500HPS	B286D16500HPS	16,500	.6496	3.0	48	18
B284D16670HPS	B285D16670HPS	B286D16670HPS	16,670	.6563	3.1	48	18
B284D16800HPS	B285D16800HPS	B286D16800HPS	16,800	.6614	3.1	48	18
B284D16900HPS	B285D16900HPS	B286D16900HPS	16,900	.6654	3.1	48	18
B284D17000HPS	B285D17000HPS	B286D17000HPS	17,000	.6693	3.1	48	18
B284D17300HPS	B285D17300HPS	B286D17300HPS	17,300	.6811	3.2	48	18
B284D17463HPS	B285D17463HPS	B286D17463HPS	17,463	.6875	3.2	48	18
B284D17500HPS	B285D17500HPS	B286D17500HPS	17,500	.6890	3.2	48	18
B284D17859HPS	B285D17859HPS	B286D17859HPS	17,859	.7031	3.3	48	18
B284D18000HPS	B285D18000HPS	B286D18000HPS	18,000	.7087	3.3	48	18
B284D19000HPS	B285D19000HPS	B286D19000HPS	19,000	.7480	3.5	50	20
B284D19050HPS	B285D19050HPS	B286D19050HPS	19,050	.7500	3.5	50	20
B284D20000HPS	B285D20000HPS	B286D20000HPS	20,000	.7874	3.7	50	20

Tolerance • Metric

nominal size range	D1 tolerance m7	D tolerance h6
>3-6	0,004/0,016	0,000/-0,008
>6-10	0,006/0,021	0,000/-0,009
>10-18	0,007/0,025	0,000/-0,011
>18-25,4	0,008/0,029	0,000/-0,013

■ HP Drills • B28_HPS Series • Grade KN15™ • MQL and Through Coolant • Drill Diameters 3–20mm • Metric

Material Group	Cutting Speed – vc			Metric									
	Range – m/min			Recommended Feed Rate (f) by Diameter									
	min	Starting Value	max		3,0	4,0	6,0	8,0	10,0	12,0	16,0	20,0	
N	1	120	230	450	mm/r	0,13–0,25	0,14–0,29	0,17–0,35	0,21–0,42	0,27–0,50	0,33–0,57	0,37–0,69	0,43–0,82
	2	120	220	350	mm/r	0,14–0,23	0,15–0,28	0,17–0,34	0,22–0,39	0,29–0,46	0,34–0,54	0,39–0,67	0,45–0,80
	3	100	180	400	mm/r	0,13–0,20	0,14–0,21	0,16–0,27	0,20–0,33	0,28–0,40	0,33–0,45	0,38–0,60	0,44–0,68
	4	100	130	300	mm/r	0,10–0,18	0,12–0,20	0,14–0,26	0,16–0,30	0,18–0,34	0,20–0,38	0,24–0,42	0,28–0,46

Solid Carbide Drills

➤ **Y-TECH™ Drills** with **Through Coolant** for **Difficult-to-Machine Materials**

Primary Application

The B29_YPL series solid carbide drills are specifically engineered to drill stainless steel, high-temp alloys, and difficult-to-machine materials.

Y-TECH drills deliver best-in-class hole quality and longest tool life in these difficult-to-machine workpiece materials. Operate these drills with standard through coolant.

Features and Benefits

YPL Drill-Point Design

- Ensures good centring and chip formation.
- No jamming of chips and enables easy reconditioning.

Uneven Flute-to-Flute Angle

- Unbalanced forces by design eliminate chipping on margin lands.

Three-Margin Lands

- Reduce pendulum motion by directing forces towards third margin, which results in superior hole accuracy (cylindricity, constant diameter, and hole straightness).

KC7315™ Grade

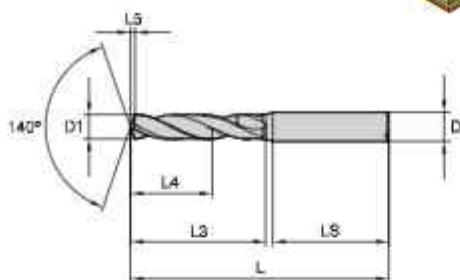
- A multilayer, TiAlN-based coating with high hot hardness enables higher cutting speeds and outstanding wear resistance.
- Optimised surface finish of the tool ensures chip evacuation in high-speed drilling applications.

Y-TECH™ drills deliver best-in-class hole quality.



Customisation

- Intermediate diameters available as semi-standards.
- Length variations and step drills available as engineered solutions.
- Using Kennametal slim line hydraulic chucks together with standard B29_YPL is recommended if workpiece contours need to be bypassed.



For information on L, L3, and L4 max, see the Solid Carbide Drills foldout table.

B291/B292_YPL • ~3 x D/~5 x D



● first choice
○ alternate choice

		D1 diameter		L5	LS	D
short • KC7315	long • KC7315	mm	in			
B291A03000YPL	B292A03000YPL	3,000	.1161	0,6	36	6
B291A03100YPL	B292A03100YPL	3,100	.1220	0,6	36	6
B291A03175YPL	B292A03175YPL	3,175	.1250	0,6	36	6
B291A03200YPL	B292A03200YPL	3,200	.1260	0,6	36	6
B291A03300YPL	B292A03300YPL	3,300	.1299	0,7	36	6
B291A03400YPL	B292A03400YPL	3,400	.1339	0,7	36	6
B291A03454YPL	-	3,454	.1360	0,7	36	6
B291A03500YPL	B292A03500YPL	3,500	.1378	0,7	36	6
B291A03600YPL	B292A03600YPL	3,600	.1417	0,7	36	6
B291A03700YPL	B292A03700YPL	3,700	.1457	0,7	36	6
B291A03800YPL	B292A03800YPL	3,800	.1496	0,8	36	6
B291A03900YPL	B292A03900YPL	3,900	.1535	0,8	36	6
B291A03970YPL	B292A03970YPL	3,970	.1563	0,8	36	6
B291A04000YPL	B292A04000YPL	4,000	.1575	0,8	36	6
B291A04100YPL	B292A04100YPL	4,100	.1614	0,8	36	6
-	B292A04200YPL	4,200	.1654	0,8	36	6
B291A04300YPL	B292A04300YPL	4,300	.1693	0,8	36	6
B291A04400YPL	-	4,400	.1732	0,9	36	6
B291A04500YPL	B292A04500YPL	4,500	.1772	0,9	36	6
-	B292A04700YPL	4,700	.1850	0,9	36	6
B291A04763YPL	B292A04763YPL	4,763	.1875	0,9	36	6
B291A04800YPL	B292A04800YPL	4,800	.1890	0,9	36	6
B291A04851YPL	B292A04851YPL	4,851	.1910	0,9	36	6
B291A04900YPL	-	4,900	.1929	0,9	36	6
B291A04915YPL	B292A04915YPL	4,915	.1935	1,0	36	6
B291A05000YPL	B292A05000YPL	5,000	.1969	1,0	36	6
B291A05100YPL	B292A05100YPL	5,100	.2008	1,0	36	6
B291A05200YPL	B292A05200YPL	5,200	.2047	1,0	36	6
B291A05410YPL	B292A05410YPL	5,410	.2130	1,1	36	6
B291A05500YPL	B292A05500YPL	5,500	.2165	1,1	36	6
-	B292A05558YPL	5,558	.2188	1,1	36	6
B291A05600YPL	B292A05600YPL	5,600	.2205	1,1	36	6
-	B292A05800YPL	5,800	.2283	1,1	36	6
B291A05900YPL	-	5,900	.2323	1,1	36	6
B291A06000YPL	B292A06000YPL	6,000	.2362	1,2	36	6
B291A06200YPL	B292A06200YPL	6,200	.2441	1,2	36	8

(continued)

(B291/B292_YPL • -3 x D/-5 x D - continued)



● first choice
○ alternate choice



Solid Carbide Drills

		D1 diameter		L5	LS	D
short • KC7315	long • KC7315	mm	in			
B291A06350YPL	B292A06350YPL	6,350	.2500	1,2	36	8
B291A06500YPL	B292A06500YPL	6,500	.2559	1,3	36	8
-	B292A06528YPL	6,528	.2570	1,3	36	8
-	B292A06600YPL	6,600	.2598	1,3	36	8
-	B292A06746YPL	6,746	.2656	1,3	36	8
B291A06747YPL	-	6,747	.2656	1,3	36	8
B291A06800YPL	B292A06800YPL	6,800	.2677	1,3	36	8
-	B292A06900YPL	6,900	.2717	1,3	36	8
B291A07000YPL	B292A07000YPL	7,000	.2756	1,4	36	8
-	B292A07100YPL	7,100	.2795	1,4	36	8
B291A07144YPL	-	7,144	.2813	1,4	36	8
-	B292A07145YPL	7,145	.2813	1,4	36	8
B291A07200YPL	B292A07200YPL	7,200	.2835	1,4	36	8
-	B292A07400YPL	7,400	.2913	1,4	36	8
B291A07500YPL	B292A07500YPL *	7,500	.2953	1,4	36	8
-	B292A07600YPL	7,600	.2992	1,5	36	8
-	B292A07900YPL	7,900	.3110	1,5	36	8
B291A07938YPL	B292A07938YPL	7,938	.3125	1,5	36	8
B291A08000YPL	B292A08000YPL	8,000	.3150	1,5	36	8
-	B292A08100YPL	8,100	.3189	1,6	40	10
-	B292A08200YPL	8,200	.3228	1,6	40	10
B291A08334YPL	B292A08334YPL *	8,334	.3281	1,6	40	10
-	B292A08433YPL	8,433	.3320	1,6	40	10
B291A08500YPL	B292A08500YPL	8,500	.3346	1,6	40	10
B291A08600YPL	B292A08600YPL	8,600	.3386	1,7	40	10
B291A08733YPL	B292A08733YPL	8,733	.3438	1,7	40	10
B291A08800YPL	B292A08800YPL	8,800	.3465	1,7	40	10
B291A08900YPL *	B292A08900YPL	8,900	.3504	1,7	40	10
B291A09000YPL	B292A09000YPL	9,000	.3543	1,7	40	10
B291A09129YPL	-	9,129	.3594	1,8	40	10
-	B292A09130YPL	9,130	.3594	1,8	40	10
-	B292A09200YPL	9,200	.3622	1,8	40	10
B291A09300YPL	-	9,300	.3661	1,8	40	10
-	B292A09347YPL	9,347	.3680	1,8	40	10
B291A09500YPL	B292A09500YPL	9,500	.3740	1,8	40	10
B291A09525YPL	B292A09525YPL	9,525	.3750	1,8	40	10
-	B292A09600YPL	9,600	.3780	1,8	40	10
B291A09700YPL	B292A09700YPL	9,700	.3819	1,9	40	10
B291A09800YPL	B292A09800YPL	9,800	.3858	1,9	40	10
B291A10000YPL	B292A10000YPL	10,000	.3937	1,9	40	10
-	B292A10100YPL	10,100	.3976	1,9	45	12
B291A10200YPL	B292A10200YPL	10,200	.4016	2,0	45	12
B291A10320YPL	B292A10320YPL	10,320	.4063	2,0	45	12
B291A10500YPL	B292A10500YPL	10,500	.4134	2,0	45	12
B291A10716YPL	B292A10716YPL	10,716	.4219	2,0	45	12
B291A11000YPL	B292A11000YPL	11,000	.4331	2,1	45	12
-	B292A11112YPL	11,112	.4375	2,1	45	12
B291A11113YPL	-	11,113	.4375	2,1	45	12
B291A11500YPL	B292A11500YPL *	11,500	.4528	2,2	45	12
B291A11509YPL	B292A11509YPL	11,509	.4531	2,2	45	12
B291A11800YPL	-	11,800	.4646	2,2	45	12
B291A11908YPL	B292A11908YPL	11,908	.4688	2,3	45	12

(continued)

(B291/B292_YPL • -3 x D/-5 x D – continued)

Solid Carbide Drills



● first choice
○ alternate choice

		D1 diameter		L5	LS	D
short • KC7315	long • KC7315	mm	in			
B291A12000YPL	B292A12000YPL	12,000	.4724	2.3	45	12
B291A12300YPL	-	12,300	.4843	2.3	45	14
-	B292A12304YPL	12,304	.4844	2.3	45	14
B291A12500YPL	B292A12500YPL	12,500	.4921	2.4	45	14
B291A12700YPL	B292A12700YPL	12,700	.5000	2.4	45	14
B291A12900YPL	-	12,900	.5079	2.5	45	14
B291A13000YPL	B292A13000YPL	13,000	.5118	2.5	45	14
-	B292A13500YPL	13,500	.5315	2.6	45	14
B291A13800YPL	-	13,800	.5433	2.6	45	14
-	B292A13900YPL *	13,900	.5472	2.6	45	14
B291A14000YPL	B292A14000YPL	14,000	.5512	2.7	45	14
-	B292A14200YPL *	14,200	.5591	2.7	48	16
B291A14288YPL	B292A14288YPL	14,288	.5625	2.7	48	16
B291A14500YPL	B292A14500YPL	14,500	.5709	2.8	48	16
B291A15000YPL	B292A15000YPL	15,000	.5906	2.8	48	16
-	B292A15500YPL	15,500	.6102	2.9	48	16
-	B292A15600YPL	15,600	.6142	3.0	48	16
B291A15800YPL	-	15,800	.6220	3.0	48	16
B291A15875YPL	B292A15875YPL	15,875	.6250	3.0	48	16
B291A16000YPL	B292A16000YPL *	16,000	.6299	3.0	48	16
B291A16100YPL *	-	16,100	.6339	3.1	48	18
-	B292A16500YPL *	16,500	.6496	3.1	48	18
B291A17000YPL	B292A17000YPL *	17,000	.6693	3.2	48	18
B291A17463YPL	B292A17463YPL	17,463	.6875	3.3	48	18
B291A17500YPL *	B292A17500YPL *	17,500	.6890	3.3	48	18
B291A17900YPL *	-	17,900	.7047	3.4	48	18
B291A18000YPL	B292A18000YPL *	18,000	.7087	3.4	48	18
-	B292A18500YPL *	18,500	.7283	3.5	50	20
-	B292A19000YPL *	19,000	.7480	3.6	50	20
B291A19050YPL *	B292A19050YPL	19,050	.7500	3.6	50	20
B291A19800YPL	-	19,800	.7795	3.7	50	20
-	B292A20000YPL	20,000	.7874	3.8	50	20
-	B292A20500YPL *	20,500	.8071	3.9	50	20
-	B292A21000YPL *	21,000	.8268	4.0	50	20

NOTE: YPL drills are designed specifically for high-temp alloys, duplex stainless steels, and other difficult-to-machine materials.
*Made-to-order standard item. Standard pricing, manufacturing lead time, and minimum order quantity applies.

nominal size range	Tolerance • Metric	
	D1 tolerance m7	D tolerance h6
>3-6	0,004/0,016	0,000/-0,008
>6-10	0,006/0,021	0,000/-0,009
>10-18	0,007/0,025	0,000/-0,011
>18-25,4	0,008/0,029	0,000/-0,013

Y-TECH™ Drill • B29_YPL Series • Grade KC7315™ • Through Coolant • Drill Diameters 3–20mm • Metric



Solid Carbide Drills

		Cutting Speed – vc			Metric								
		Range – m/min			Recommended Feed Rate (f) by Diameter								
Material Group		min	Starting Value	max		3,0	4,0	6,0	8,0	10,0	12,0	16,0	20,0
P	5	45	65	80	mm/r	0,04–0,08	0,06–0,09	0,07–0,12	0,09–0,16	0,11–0,19	0,13–0,21	0,15–0,26	0,18–0,30
	6	50	60	90	mm/r	0,04–0,06	0,04–0,07	0,06–0,10	0,10–0,15	0,09–0,16	0,11–0,20	0,13–0,24	0,16–0,28
M	1	40	50	60	mm/r	0,07–0,11	0,08–0,12	0,13–0,17	0,14–0,21	0,14–0,21	0,17–0,23	0,19–0,25	0,22–0,27
	2	40	50	80	mm/r	0,07–0,11	0,07–0,12	0,08–0,17	0,13–0,21	0,14–0,22	0,17–0,23	0,19–0,25	0,22–0,27
	3	40	50	70	mm/r	0,04–0,06	0,04–0,07	0,04–0,07	0,05–0,08	0,06–0,09	0,06–0,10	0,08–0,10	0,07–0,11
S	1	15	20	30	mm/r	0,06–0,08	0,06–0,08	0,07–0,10	0,10–0,13	0,11–0,14	0,12–0,16	0,14–0,19	0,17–0,22
	2	20	20	30	mm/r	0,05–0,07	0,05–0,07	0,06–0,08	0,08–0,11	0,09–0,12	0,10–0,13	0,12–0,16	0,14–0,18
	3	25	30	50	mm/r	0,03–0,05	0,03–0,05	0,04–0,08	0,05–0,10	0,05–0,10	0,05–0,10	0,07–0,11	0,08–0,12
	4	30	30	50	mm/r	0,03–0,05	0,03–0,05	0,04–0,08	0,05–0,10	0,05–0,10	0,05–0,10	0,07–0,11	0,08–0,12
H	1	10	20	30	mm/r	0,01–0,03	0,02–0,03	0,02–0,04	0,02–0,05	0,04–0,07	0,06–0,09	0,07–0,10	0,08–0,11

➤ TX Drills with Through Coolant for Close Tolerance Holes

Primary Application

B411 solid carbide drills have an X-shaped, free-cutting 130° point design and are designed for grey cast iron, nodular iron, and non-ferrous and aluminium alloy materials. Best suited for high-quality, close tolerance holes that require a very good surface finish.

Features and Benefits

Two Cutting Edges with Straight Flutes

- Precise shape of the hole even if used as platform for complex step drills.
- Can run into cored holes.

X-Shaped Drill Point

- Excellent centring capabilities.

Four-Margin Land Design

- Second set of cutting margin lands improves the surface quality.
- Achieve tight diameter tolerances.
- Can run through cross holes and exit on inclined surfaces.

Wear-Resistant Carbide KF1 Grade

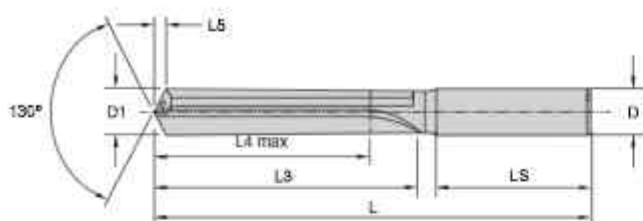
- Long tool life in abrasive materials, such as cast iron and aluminium die-cast alloys.
- The uncoated grade KF1 helps to prevent built-up edge in drilling aluminium.

Best suited for high-quality, close tolerance holes that require a very good surface finish.



Customisation

- Intermediate diameters available as semi-standards.
- Length variations and step drills available as engineered solutions.
- Coated grades available for other material applications, such as cast iron.



■ B411 • ~5 x D



● first choice

○ alternate choice

D1 diameter

KF1	mm	in	L	L3	L4 max	L5	LS	D
B411A03200	3,200	.1260	66	28	23	0,7	36	6
B411A03300	3,300	.1299	66	28	23	0,8	36	6
B411A03800	3,800	.1496	74	36	29	0,9	36	6
B411A04000	4,000	.1575	74	36	29	0,9	36	6
B411A04200	4,200	.1654	74	36	29	1,0	36	6
B411A04500	4,500	.1772	74	36	29	1,0	36	6
B411A04600	4,600	.1811	74	36	29	1,1	36	6
B411A04650	4,650	.1831	74	36	29	1,1	36	6
B411A04800	4,800	.1890	82	44	35	1,1	36	6
B411A04900	4,900	.1929	82	44	35	1,1	36	6
B411A05000	5,000	.1969	82	44	35	1,2	36	6
B411A05100	5,100	.2008	82	44	35	1,2	36	6
B411A05200	5,200	.2047	82	44	35	1,2	36	6
B411A05500	5,500	.2185	82	44	35	1,3	36	6
B411A05550	5,550	.2185	82	44	35	1,3	36	6
B411A05600	5,600	.2205	82	44	35	1,2	36	6
B411A05800	5,800	.2283	82	44	35	1,4	36	6
B411A06000	6,000	.2362	82	44	35	1,4	36	6
B411A06100	6,100	.2402	91	53	43	1,3	36	8
B411A06300	6,300	.2480	91	53	43	1,5	36	8
B411A06400	6,400	.2520	91	53	43	1,5	36	8
B411A06500	6,500	.2559	91	53	43	1,5	36	8
B411A06600	6,600	.2598	91	53	43	1,5	36	8
B411A06800	6,800	.2677	91	53	43	1,6	36	8
B411A07000	7,000	.2756	91	53	43	1,6	36	8
B411A07400	7,400	.2913	91	53	43	1,7	36	8
B411A07500	7,500	.2953	91	53	43	1,7	36	8
B411A07700 *	7,700	.3031	91	53	43	1,7	36	8
B411A07800	7,800	.3071	91	53	43	1,8	36	8
B411A08000	8,000	.3150	91	53	43	1,9	36	8
B411A08400	8,400	.3307	103	61	49	2,0	40	10
B411A08500	8,500	.3346	103	61	49	2,0	40	10
B411A08700	8,700	.3425	103	61	49	1,9	40	10
B411A08800	8,800	.3465	103	61	49	1,9	40	10
B411A09000	9,000	.3543	103	61	49	2,1	40	10
B411A09300	9,300	.3661	103	61	49	2,2	40	10

(continued)

(B411 • -5 x D – continued)



D1 diameter

 ● first choice
 ○ alternate choice

Solid Carbide Drills

KF1	D1 diameter		L	L3	L4 max	L5	LS	D
	mm	in						
B411A09500	9,500	.3740	103	61	49	2,2	40	10
B411A09600	9,600	.3858	103	61	49	2,3	40	10
B411A10000	10,000	.3937	103	61	49	2,3	40	10
B411A10200	10,200	.4016	118	71	56	2,4	45	12
B411A10500	10,500	.4134	118	71	56	2,4	45	12
B411A11000	11,000	.4331	118	71	56	2,6	45	12
B411A11200	11,200	.4409	118	71	56	2,6	45	12
B411A11500	11,500	.4528	118	71	56	2,7	45	12
B411A11800	11,800	.4646	118	71	56	2,8	45	12
B411A12000	12,000	.4724	118	71	56	2,8	45	12
B411A12500	12,500	.4921	124	77	60	2,9	45	14
B411A13000	13,000	.5118	124	77	60	3,0	45	14
B411A13500	13,500	.5315	124	77	60	3,1	45	14
B411A13800	13,800	.5433	124	77	60	3,2	45	14
B411A14000	14,000	.5512	124	77	60	3,3	45	14
B411A14500	14,500	.5709	133	83	63	3,4	48	16
B411A15000	15,000	.5906	133	83	63	3,5	48	16
B411A15500	15,500	.6102	133	83	63	3,6	48	16
B411A16000	16,000	.6299	133	83	63	3,7	48	16
B411A16500	16,500	.6496	143	93	71	3,8	48	18
B411A17000	17,000	.6693	143	93	71	4,0	48	18
B411A17500	17,500	.6890	143	93	71	4,1	48	18
B411A18000	18,000	.7087	143	93	71	4,2	48	18
B411A19000	19,000	.7480	153	101	77	4,4	50	20
B411A19500	19,500	.7677	153	101	77	4,5	50	20
B411A20000	20,000	.7874	153	101	77	4,7	50	20
B411A21000	21,000	.8268	167	114	85	4,9	50	20
B411A22000	22,000	.8661	167	114	85	5,1	50	20
B411A23000	23,000	.9055	184	126	98	5,4	56	25
B411A24000	24,000	.9449	184	126	98	5,6	56	25
B411A25000	25,000	.9843	184	126	98	5,8	56	25

NOTE: *Made-to-order standard item. Standard pricing, manufacturing lead time, and minimum order quantity applies.

Tolerance • Metric

nominal size range	D1 tolerance k6	D tolerance h6
>3-6	0,001/0,009	0,000/-0,008
>6-10	0,001/0,010	0,000/-0,009
>10-18	0,001/0,012	0,000/-0,011
>18-25,4	0,002/0,015	0,000/-0,013

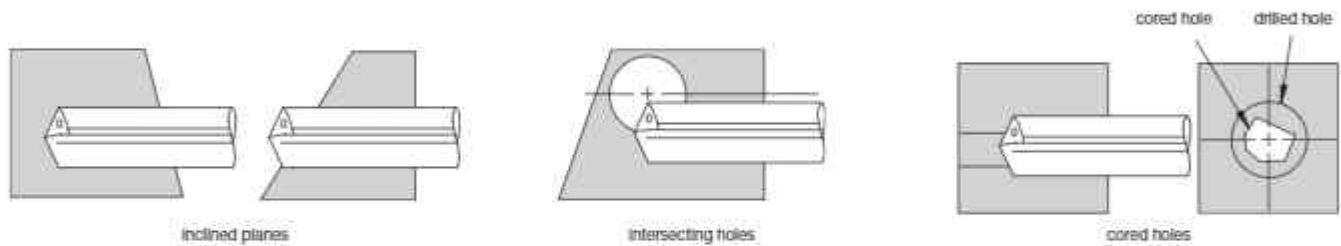
TX Drills • B411 Series • Grade KF1 • Through Coolant • Drill Diameters 3–25mm • Metric

Solid Carbide Drills

		Cutting Speed – vc			Metric									
		Range – m/min			Recommended Feed Rate (f) by Diameter									
Material Group		min	Starting Value	max		3,0	4,0	6,0	8,0	10,0	12,0	16,0	20,0	25,4
K	1	115	120	140	mm/r	0,11–0,20	0,12–0,24	0,15–0,28	0,18–0,33	0,20–0,38	0,23–0,44	0,30–0,53	0,34–0,65	0,40–0,76
	1	100	250	450	mm/r	0,12–0,25	0,13–0,29	0,16–0,35	0,20–0,42	0,26–0,50	0,32–0,57	0,36–0,69	0,42–0,82	0,50–0,96
N	2	200	250	300	mm/r	0,13–0,21	0,14–0,26	0,16–0,32	0,20–0,37	0,27–0,44	0,32–0,52	0,38–0,64	0,44–0,78	0,60–0,96
	3	100	150	300	mm/r	0,11–0,18	0,12–0,20	0,15–0,24	0,18–0,30	0,20–0,38	0,23–0,44	0,30–0,53	0,34–0,65	0,40–0,76
	4	100	170	250	mm/r	0,10–0,16	0,12–0,20	0,14–0,26	0,16–0,28	0,18–0,32	0,20–0,36	0,22–0,40	0,24–0,44	0,28–0,50

TX Drill Applications

The excellent stability of the TX drill enables it to be used for drilling through inclined planes, intersecting holes, and cored holes:



Engineered Solutions

You Won't Find These Solutions in a Catalogue

Kennametal engineered solutions pinpoint and address specific needs of customers, workpiece materials, or workpiece configurations. Solutions include standard products, custom designs, and old-fashioned process know-how that can only come from many decades of tooling expertise.

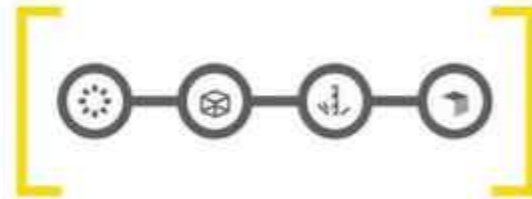
They are the result of coordinated global resources and are available anywhere in the world, no matter how small or large the project.



MANUFACTURING PROCESS

We Look at the Entire Production Process, Not Just Portions of It

From the machine tool to the last stop in production, we can optimise the manufacturing process throughout every step. The result is low implementation time and costs, and rapid return on investment.



➤ SPF Drills for CFRP Composite Materials

Designed to machine carbon fibre-reinforced polymers.

Primary Application

B53_ SPF series solid carbide drills offer a material-specific design and grade to machine carbon fibre-reinforced polymer (CFRP) composite materials by minimising delamination and increasing tool life.



Features and Benefits

SPF Drill-Point Design

- Special 90° point angle increases centring capability.
- Low thrust and improved hole quality.

Unique Geometry

- Combination of point design, substrate, and coating provides longer tool life and requires substantially less cutting force.

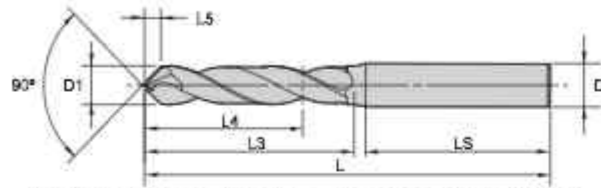
KDF400™ Grade

- CVD multilayer diamond coating provides more wear resistance and reduced friction, increasing tool life and improving chip flow.



Customisation

- Intermediate diameters available as semi-standards.
- Length variations and step drills available as engineered solutions.



For information on L, L3, and L4 max, see the Solid Carbide Drills foldout table.



Solid Carbide Drills

■ B531/B532_SPF • ~3 x D/~5 x D

D1 diameter		mm	in	L5	LS	D
short • KDF400	long • KDF400					
B531A03200SPF	B532A03200SPF *	3,200	.1260	1,5	36	6
B531A03300SPF	B532A03300SPF *	3,300	.1299	1,5	36	6
B531A03600SPF	B532A03600SPF *	3,600	.1417	1,6	36	6
B531A04000SPF	-	4,000	.1575	1,8	36	6
B531A04366SPF *	B532A04366SPF *	4,366	.1719	2,0	36	6
B531A04851SPF	B532A04851SPF *	4,851	.1910	2,2	36	6
B531A04864SPF	-	4,864	.1915	2,2	36	6
B531A05100SPF *	B532A05100SPF	5,100	.2008	2,3	36	6
B531A05200SPF *	B532A05200SPF *	5,200	.2047	2,4	36	6
B531A06000SPF	B532A06000SPF	6,000	.2362	2,7	36	6
B531A06375SPF	B532A06375SPF *	6,375	.2510	2,9	36	8
B531A06400SPF	B532A06400SPF *	6,400	.2520	2,9	36	8
B531A06500SPF	B532A06500SPF *	6,500	.2559	3,0	36	8
-	B532A06700SPF *	6,700	.2638	3,0	36	8
-	B532A07200SPF	7,200	.2835	3,3	36	8
B531A07938SPF	B532A07938SPF *	7,938	.3125	3,6	36	8
B531A09550SPF	-	9,550	.3760	4,3	40	10
B531A09563SPF	B532A09563SPF *	9,563	.3765	4,3	40	10
B531A11125SPF *	-	11,125	.4380	5,1	45	12
B531A12725SPF	B532A12725SPF *	12,725	.5010	5,8	45	14

● first choice
○ alternate choice

NOTE: *Made-to-order standard item. Standard pricing, manufacturing lead time, and minimum order quantity applies.

Tolerance • Metric			C1	
nominal size range	D1 tolerance m7	D tolerance h6	C2	C3
>3-6	0,004/0,016	0,000/-0,008	CFRP, CFRP/CFRP	CFRP/Aluminium
>6-10	0,006/0,021	0,000/-0,009	C4	CFRP/Titanium
>10-18	0,007/0,025	0,000/-0,011	C5	CFRP/Stainless Steel
>18-25,4	0,008/0,029	0,000/-0,013		CFRP/Aluminium/Titanium

Application Data

■ SPF Drills • B53_ Series • Grade KDF400™ • Dry Applications • Drill Diameters 3-12mm • Metric

Material Group	Cutting Speed – vc			Recommended Feed Rate (f) by Diameter						
	Range – m/min			Metric						
	min	Starting Value	max	3,0	4,0	6,0	8,0	10,0	12,0	
C 1	90	120	150	mm/v	0,03-0,20	0,03-0,20	0,03-0,20	0,03-0,20	0,03-0,20	0,03-0,20

➤ Drills for Machining of CFRP-Metal Stack Materials

Primary Application

The all new stack drill tackles CFRP-metal stack material drilling operations in diameter ranges of 4,763–15,875mm (3/16–5/8"). The drill can be applied in all combinations of stacks: CFRP-Ti-Al as well as CFRP-Ti, CFRP-Al, and also straight Ti or Al. Operate these drills with standard through coolant, MQL, or even dry.

The new Kennametal B55_DAL solid carbide drill provides excellent hole quality in combination with extended tool life, especially for customers in the aerospace industry who require the best hole quality and cost savings in an increasing number of applications with CFRP-Ti-stack materials.

The new Kennametal PDC251_ drill provides outstanding wear resistance and tool life. Thanks to the PCD tip, the PDC251_ drill withstands the most abrasive CFRP materials with high-fibre content. It is available in diameter ranges of 4,763–12,7mm (3/16–1/2"). Best performance is achieved with automated rigid machining devices. Additionally, multiple regrinds are possible.

Features and Benefits

Double-Angle Point Design

- Sharp cutting edge to cleanly cut CFRPs as top layer in CFRP-metal stacks.
- Bur-free when exiting metal side of stack.
- Excellent centring capabilities.

KN15™ Beyond™ Grade

- The highly polished surface ensures superior chip evacuation, even when MQL coolant is applied.
- The grade is a specified, uncoated 9% Co fine-grain carbide.

KD1415™ Grade

- Polycrystalline diamond grade for high wear resistance.
- Sufficient toughness for Ti- or Al-metal layers.

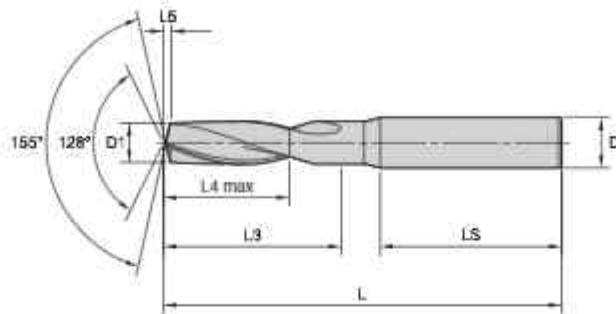


k6 Tolerance

- The drill diameter is ground to a k6 tolerance and can achieve hole tolerances of H8.

Customisation

- Intermediate diameters available as semi-standards.
- Length variations and step drills, as well as shank variations, available as custom solutions for carbide and PCD versions.
- A four-margin land design for increased stability is available as semi-standard B54_DAL.



■ B551A_DAL • ~3 x D



● first choice
○ alternate choice

short • KN15	D1 diameter		L	L3	L4 max	L5	LS	D
	mm	in						
B551A04763DAL *	4,763	.1875	66	28	20	0,8	36	6
B551A06350DAL	6,350	.2500	79	34	24	1,1	36	8
B551A07938DAL	7,938	.3125	79	41	29	1,4	36	8
B551A09525DAL	9,525	.3750	89	47	35	1,7	40	10
B551A11113DAL *	11,113	.4375	102	55	40	2,0	45	12
B551A12700DAL *	12,700	.5000	107	60	43	2,3	45	14
B551A14288DAL *	14,288	.5625	115	65	45	2,5	48	16
B551A15875DAL *	15,875	.6250	115	65	45	2,8	48	16

NOTE: *Made-to-order standard item. Standard pricing, manufacturing lead time, and minimum order quantity applies.

DAL Drills • CFRP-Ti-Stacks • Through Coolant



■ B556A_DAL • ~3 x D



● first choice
○ alternate choice

short • KN15	D1 diameter		L	L3	L4 max	L5	LS	D
	mm	in						
B556A04763DAL *	4,763	.1875	66	28	20	0,8	36	6
B556A04826DAL	4,826	.1900	66	28	20	0,9	36	6
B556A06350DAL	6,350	.2500	79	34	24	1,1	36	8
B556A06375DAL *	6,375	.2510	79	34	24	1,1	36	8
B556A07938DAL	7,938	.3125	79	41	29	1,4	36	8
B556A09525DAL *	9,525	.3750	89	47	35	1,7	40	10
B556A11113DAL *	11,113	.4375	102	55	40	2,0	45	12
B556A12700DAL *	12,700	.5000	107	60	43	2,3	45	14
B556A14288DAL *	14,288	.5625	115	65	45	2,5	48	16
B556A15875DAL *	15,875	.6250	115	65	45	2,8	48	16

NOTE: *Made-to-order standard item. Standard pricing, manufacturing lead time, and minimum order quantity applies.

Stack Drill • B551/B541 Series • Grade KN15™ • Dry • Drill Diameters 3–20mm • Metric

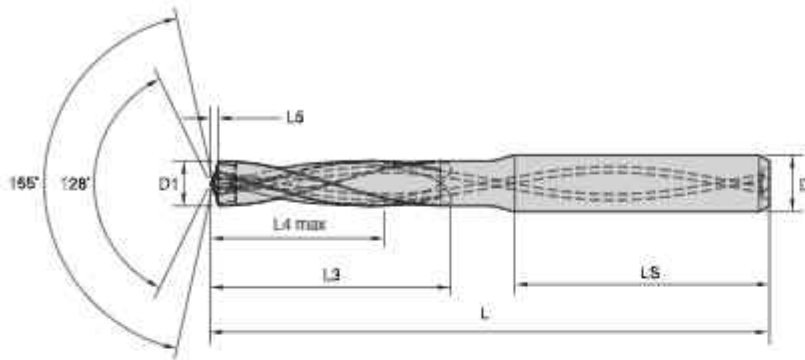


Solid Carbide Drills

		Cutting Speed – vc			Metric								
		Range – m/min			Recommended Feed Rate (f) by Diameter								
Material Group	min	Starting Value	max		3,0	4,0	6,0	8,0	10,0	12,0	16,0	20,0	
C	2	15	80	120	mm/r	0,01–0,05	0,02–0,07	0,03–0,10	0,04–0,12	0,05–0,15	0,05–0,18	0,06–0,21	0,07–0,23
	3	10	10	15	mm/r	0,01–0,05	0,02–0,07	0,03–0,10	0,04–0,12	0,05–0,15	0,05–0,18	0,06–0,21	0,07–0,23
	4	10	15	25	mm/r	0,01–0,05	0,02–0,07	0,03–0,10	0,04–0,12	0,05–0,15	0,05–0,18	0,06–0,21	0,07–0,23

Stack Drill • B556/B546 Series • Grade KN15 • Through Coolant • Drill Diameters 3–20mm • Metric

		Cutting Speed – vc			Metric								
		Range – m/min			Recommended Feed Rate (f) by Diameter								
Material Group	min	Starting Value	max		3,0	4,0	6,0	8,0	10,0	12,0	16,0	20,0	
C	2	15	120	150	mm/r	0,01–0,05	0,02–0,07	0,03–0,10	0,04–0,12	0,05–0,15	0,05–0,18	0,06–0,21	0,07–0,23
	3	10	15	25	mm/r	0,01–0,05	0,02–0,07	0,03–0,10	0,04–0,12	0,05–0,15	0,05–0,18	0,06–0,21	0,07–0,23
	4	10	25	50	mm/r	0,01–0,05	0,02–0,07	0,03–0,10	0,04–0,12	0,05–0,15	0,05–0,18	0,06–0,21	0,07–0,23



■ PCD Twist Drill • PDC251 Series • ~3 x D



● first choice
○ alternate choice

KD1415	D1 diameter		L	L3	L4 max	L5	L5	L5	D
	mm	in							
PDC251A04763DA	4,7630	0.188	66	28	20	0,8	36	6	
PDC251A06350DA	6,3500	0.250	79	34	24	1,1	36	8	
PDC251A07938DA *	7,9380	0.313	79	41	29	1,4	36	8	
PDC251A09525DA *	9,5250	0.375	89	47	35	1,7	40	10	
PDC251A11113DA *	11,1130	0.438	102	55	40	2,0	45	12	
PDC251A12700DA *	12,7000	0.500	107	60	43	2,3	45	14	

NOTE: *Made-to-order standard item. Standard pricing, manufacturing lead time, and minimum order quantity applies.

Tolerance • Metric

nominal size range	D1 tolerance k6	D tolerance h6
>3-6	0,001/0,009	0,000/-0,008
>6-10	0,001/0,010	0,000/-0,009
>10-18	0,001/0,012	0,000/-0,011
>18-25,4	0,002/0,015	0,000/-0,013

C2	CFRP/Aluminium
C3	CFRP/Titanium
C4	CFRP/Stainless Steel

Stack Drill • PDC25 Series • Grade KD1415™ • Dry • Drill Diameters 3–20mm • Metric

		Cutting Speed – vc		Metric									
		Range – m/min		Recommended Feed Rate (f) by Diameter									
Material Group	min	Starting Value	max		3,0	4,0	6,0	8,0	10,0	12,0	16,0	20,0	
					mm/r	mm/r	mm/r	mm/r	mm/r	mm/r	mm/r	mm/r	
C	2	15	80	120	mm/r	0,01–0,05	0,02–0,07	0,03–0,10	0,04–0,12	0,05–0,15	0,05–0,18	0,06–0,21	0,07–0,23
	3	10	10	15	mm/r	0,01–0,05	0,02–0,07	0,03–0,10	0,04–0,12	0,05–0,15	0,05–0,18	0,06–0,21	0,07–0,23
	4	10	15	25	mm/r	0,01–0,05	0,02–0,07	0,03–0,10	0,04–0,12	0,05–0,15	0,05–0,18	0,06–0,21	0,07–0,23



Solid Carbide Drills

Stack Drill • PDC251 Series • Grade KD1415 • Through Coolant • Drill Diameters 3–20mm • Metric

		Cutting Speed – vc		Metric									
		Range – m/min		Recommended Feed Rate (f) by Diameter									
Material Group	min	Starting Value	max		3,0	4,0	6,0	8,0	10,0	12,0	16,0	20,0	
					mm/r	mm/r	mm/r	mm/r	mm/r	mm/r	mm/r	mm/r	
C	2	15	120	150	mm/r	0,01–0,05	0,02–0,07	0,03–0,10	0,04–0,12	0,05–0,15	0,05–0,18	0,06–0,21	0,07–0,23
	3	10	15	25	mm/r	0,01–0,05	0,02–0,07	0,03–0,10	0,04–0,12	0,05–0,15	0,05–0,18	0,06–0,21	0,07–0,23
	4	10	25	50	mm/r	0,01–0,05	0,02–0,07	0,03–0,10	0,04–0,12	0,05–0,15	0,05–0,18	0,06–0,21	0,07–0,23


➤ FB Drills with Through Coolant for Flat-Bottom Applications

Primary Application

B707_FB series solid carbide drills are productivity tools that combine two operations in one:

- 1) Eliminate the 180° end mill in flat-bottom drilling or when preparing an inclined or curved surface for drilling.
- 2) After full cylindrical engagement, the drill runs at normal solid carbide drilling parameters.

The B707_FBS Series with the new uncoated KN15™ grade now offers the same advantages for drilling in non-ferrous materials, such as aluminium, copper, and brass. The 707_FBL Series is designed for applications in stainless steel and high-temperature alloys.



Features and Benefits

Unique FB Drill-Point Design

- Two effective cutting edges over centre enable high feed rates.
- Creates a true flat-bottom hole from O.D. to centre.
- Four-margin land design improves hole straightness and roundness and provides good alignment, even when drilling cross holes.

Straight Cutting Edge

- Guarantees a true 180° hole ground.
- Rake angle correction improves chip control.

KC7315™ Grade on B707_FBG

- Enables high drill-like penetration rates and superior tool life in steel and iron materials.

KN15 Grade on B707_FBS

- The uncoated grade prevents built-up edge reducing the risk of fracture.
- The highly polished surfaces ensure superior chip evacuation even when low-pressure coolant or MQL is applied.

KCMS15™ Grade on B707_FBL

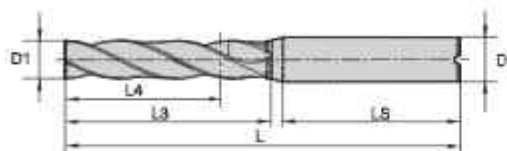
- AlTiN-based PVD coating for the demands of stainless steels.
- Edge preparation with a light hone.

Productivity tools that combine two operations in one.



Customisation

- Intermediate diameters available as semi-standards.
- Length variations available as semi-standard:
 - B706_ 1.5 x D
 - B708_ 5 x D
 - B709_ 8 x D
- Other length variations and step drills are available as engineered solutions.



■ B707_FBG/FBS/FBL • ~3 x D



● first choice
○ alternate choice

			D1 diameter		L	L3	L4 max	L5	D
			mm	in					
B707A-FBG • KC7315	B707A-FBS • KN15	B707A-FBL • KCMS15							
B707A03000FBG	B707A03000FBS	B707A03000FBL	3,000	.1181	62	20	14	36	6
B707A03175FBG	B707A03175FBS	B707A03175FBL	3,175	.1250	62	20	14	36	6
B707A03500FBG	B707A03500FBS	B707A03500FBL	3,500	.1378	62	20	14	36	6
B707A03700FBG	-	-	3,700	.1457	62	20	14	36	6
-	-	B707A03800FBL	3,800	.1496	66	24	17	36	6
B707A03970FBG	-	-	3,970	.1563	66	24	17	36	6
B707A04000FBG	B707A04000FBS	B707A04000FBL	4,000	.1575	66	24	17	36	6
B707A04200FBG	B707A04200FBS	-	4,200	.1654	66	24	17	36	6
B707A04400FBG	B707A04400FBS	B707A04400FBL	4,400	.1732	66	24	17	36	6
B707A04500FBG	B707A04500FBS	B707A04500FBL	4,500	.1772	66	24	17	36	6
B707A04763FBG	-	-	4,763	.1875	66	28	20	36	6
B707A04800FBG	B707A04800FBS	B707A04800FBL	4,800	.1890	66	28	20	36	6
B707A04900FBG	B707A04900FBS *	-	4,900	.1929	66	28	20	36	6
B707A05000FBG	B707A05000FBS	B707A05000FBL	5,000	.1969	66	28	20	36	6
B707A05200FBG	-	-	5,200	.2047	66	28	20	36	6
B707A05560FBG	B707A05560FBS	B707A05560FBL	5,560	.2189	66	28	20	36	6
B707A05800FBG	-	-	5,800	.2283	66	28	20	36	6
B707A05900FBG	B707A05900FBS	B707A05900FBL	5,900	.2323	66	28	20	36	6
B707A06000FBG	B707A06000FBS	B707A06000FBL	6,000	.2362	66	28	20	36	6
B707A06100FBG	-	-	6,100	.2402	79	34	24	36	8
B707A06350FBG	B707A06350FBS	B707A06350FBL	6,350	.2500	79	34	24	36	8
B707A06500FBG	B707A06500FBS	B707A06500FBL	6,500	.2559	79	34	24	36	8
B707A06800FBG	B707A06800FBS	B707A06800FBL	6,800	.2677	79	34	24	36	8
B707A07000FBG	B707A07000FBS	B707A07000FBL	7,000	.2756	79	34	24	36	8
B707A07145FBG	-	-	7,145	.2813	79	41	29	36	8
-	B707A07400FBS	-	7,400	.2913	79	41	29	36	8
B707A07500FBG	B707A07500FBS	B707A07500FBL	7,500	.2953	79	41	29	36	8
B707A07800FBG	-	-	7,800	.3071	79	41	29	36	8
B707A07938FBG	B707A07938FBS	B707A07938FBL	7,938	.3125	79	41	29	36	8
B707A08000FBG	B707A08000FBS	B707A08000FBL	8,000	.3150	79	41	29	36	8
B707A08334FBG	-	-	8,334	.3281	89	47	35	40	10
B707A08500FBG	B707A08500FBS	B707A08500FBL	8,500	.3346	89	47	35	40	10

(continued)

(B707_FBG/FBS/FBL • -3 x D -- continued)

			D1 diameter						
			mm	in	L	L3	L4 max	LS	D
B707A-FBG • KC7315	B707A-FBS • KN15	B707A-FBL • KCMS15							
B707A08800FBG	B707A08800FBS	B707A08800FBL	8,800	.3465	89	47	35	40	10
B707A09000FBG	B707A09000FBS	B707A09000FBL	9,000	.3543	89	47	35	40	10
B707A09129FBG	-	-	9,129	.3594	89	47	35	40	10
B707A09500FBG	B707A09500FBS	B707A09500FBL	9,500	.3740	89	47	35	40	10
B707A09525FBG	B707A09525FBS	B707A09525FBL	9,525	.3750	89	47	35	40	10
B707A09800FBG	-	-	9,800	.3858	89	47	35	40	10
B707A10000FBG	B707A10000FBS	B707A10000FBL	10,000	.3937	89	47	35	40	10
B707A10200FBG	-	-	10,200	.4016	102	55	40	45	12
B707A10320FBG	B707A10320FBS	B707A10320FBL	10,320	.4063	102	55	40	45	12
B707A10500FBG	B707A10500FBS	B707A10500FBL	10,500	.4134	102	55	40	45	12
B707A10600FBG	-	-	10,600	.4173	102	55	40	45	12
B707A10800FBG	-	-	10,800	.4252	102	55	40	45	12
B707A11000FBG	B707A11000FBS	B707A11000FBL	11,000	.4331	102	55	40	45	12
B707A11111FBG	B707A11111FBS	B707A11111FBL	11,111	.4374	102	55	40	45	12
B707A11350FBG	-	-	11,350	.4469	102	55	40	45	12
B707A11509FBG	B707A11509FBS	B707A11509FBL	11,509	.4531	102	55	40	45	12
B707A11570FBG	B707A11570FBS *	B707A11570FBL	11,570	.4555	102	55	40	45	12
B707A11700FBG	B707A11700FBS	B707A11700FBL	11,700	.4606	102	55	40	45	12
B707A11800FBG	B707A11800FBS	B707A11800FBL	11,800	.4646	102	55	40	45	12
B707A11908FBG	-	-	11,908	.4688	102	55	40	45	12
B707A12000FBG	B707A12000FBS	B707A12000FBL	12,000	.4724	102	55	40	45	12
B707A12100FBG	B707A12100FBS	B707A12100FBL	12,100	.4764	107	60	43	45	14
B707A12500FBG	B707A12500FBS	B707A12500FBL *	12,500	.4921	107	60	43	45	14
B707A12600FBG *	-	-	12,600	.4961	107	60	43	45	14
B707A12700FBG	B707A12700FBS	B707A12700FBL	12,700	.5000	107	60	43	45	14
B707A12800FBG	B707A12800FBS	B707A12800FBL	12,800	.5039	107	60	43	45	14
B707A13000FBG	B707A13000FBS	B707A13000FBL	13,000	.5118	107	60	43	45	14
B707A13500FBG	B707A13500FBS	B707A13500FBL	13,500	.5315	107	60	43	45	14
B707A14000FBG	B707A14000FBS	B707A14000FBL	14,000	.5512	107	60	43	45	14
B707A14288FBG	B707A14288FBS	B707A14288FBL	14,288	.5625	115	65	45	48	16
B707A14500FBG	B707A14500FBS	B707A14500FBL	14,500	.5709	115	65	45	48	16
B707A15000FBG	B707A15000FBS	B707A15000FBL	15,000	.5906	115	65	45	48	16
B707A15250FBG	B707A15250FBS	B707A15250FBL *	15,250	.6004	115	65	45	48	16
B707A15500FBG	B707A15500FBS	B707A15500FBL	15,500	.6102	115	65	45	48	16
B707A15875FBG	B707A15875FBS	B707A15875FBL	15,875	.6250	115	65	45	48	16
B707A16000FBG	B707A16000FBS	B707A16000FBL	16,000	.6299	115	65	45	48	16
B707A16500FBG	B707A16500FBS	B707A16500FBL	16,500	.6496	123	73	51	48	18
B707A17000FBG	B707A17000FBS	B707A17000FBL	17,000	.6693	123	73	51	48	18
B707A17463FBG	-	-	17,463	.6875	123	73	51	48	18
B707A17500FBG	B707A17500FBS	B707A17500FBL	17,500	.6890	123	73	51	48	18
-	-	B707A17900FBL	17,900	.7047	123	73	51	48	18
B707A18000FBG	B707A18000FBS	B707A18000FBL	18,000	.7087	123	73	51	48	18
B707A18500FBG	-	-	18,500	.7283	131	79	55	50	20
B707A19000FBG	B707A19000FBS	B707A19000FBL *	19,000	.7480	131	79	55	50	20
B707A19050FBG	B707A19050FBS	B707A19050FBL *	19,050	.7500	131	79	55	50	20
B707A20000FBG	B707A20000FBS	B707A20000FBL	20,000	.7874	131	79	55	50	20
B707A21000FBG	B707A21000FBS	B707A21000FBL	21,000	.8268	141	86	60	50	20

NOTE: *Made-to-order standard item. Standard pricing, manufacturing lead time, and minimum order quantity applies.

Tolerance • Metric		
nominal size range	D1 tolerance m7	D tolerance h6
>3-6	0,004/0,016	0,000/-0,008
>6-10	0,006/0,021	0,000/-0,009
>10-18	0,007/0,025	0,000/-0,011
>18-25,4	0,008/0,029	0,000/-0,013



Solid Carbide Drills

Flat-Bottom Drills • B707_FBG Series • Grade KC7315™ • Through Coolant • Drill Diameters 3–20mm • Metric

		Cutting Speed – vc			Metric								
		Range – m/min			Recommended Feed Rate (f) by Diameter								
Material Group	min	Starting Value	max		3,0	4,0	6,0	8,0	10,0	12,0	16,0	20,0	
P	0	100	133	170	mm/r	0,06–0,14	0,10–0,17	0,09–0,20	0,11–0,25	0,16–0,26	0,14–0,31	0,16–0,37	0,19–0,42
	1	100	133	170	mm/r	0,07–0,16	0,12–0,20	0,10–0,23	0,13–0,29	0,21–0,33	0,17–0,37	0,19–0,44	0,22–0,49
	2	130	150	180	mm/r	0,07–0,13	0,10–0,16	0,16–0,19	0,13–0,23	0,18–0,27	0,17–0,30	0,19–0,35	0,22–0,39
	3	80	106	130	mm/r	0,09–0,16	0,13–0,20	0,13–0,23	0,16–0,24	0,20–0,31	0,21–0,37	0,25–0,44	0,28–0,46
	4	70	98	130	mm/r	0,08–0,16	0,12–0,19	0,11–0,22	0,14–0,27	0,21–0,31	0,18–0,35	0,21–0,41	0,24–0,46
	6	70	98	130	mm/r	0,07–0,12	0,10–0,14	0,10–0,16	0,12–0,20	0,16–0,23	0,16–0,26	0,18–0,31	0,21–0,34
K	1	70	85	100	mm/r	0,09–0,17	0,13–0,21	0,12–0,25	0,15–0,31	0,23–0,35	0,20–0,39	0,23–0,46	0,26–0,52
	2	100	113	130	mm/r	0,09–0,15	0,12–0,18	0,12–0,21	0,15–0,26	0,21–0,30	0,20–0,33	0,23–0,39	0,26–0,44
	3	70	105	140	mm/r	0,07–0,13	0,10–0,16	0,11–0,19	0,13–0,23	0,18–0,27	0,17–0,30	0,20–0,35	0,22–0,37

Flat-Bottom Drills • B707_FBS Series • Grade KN15™ • Through Coolant • Drill Diameters 3–20mm • Metric

		Cutting Speed – vc			Metric								
		Range – m/min			Recommended Feed Rate (f) by Diameter								
Material Group	min	Starting Value	max		3,0	4,0	6,0	8,0	10,0	12,0	16,0	20,0	
N	1	120	260	400	mm/r	0,07–0,20	0,08–0,22	0,13–0,34	0,14–0,40	0,15–0,44	0,17–0,46	0,19–0,50	0,22–0,58
	2	120	250	280	mm/r	0,08–0,20	0,08–0,22	0,09–0,34	0,14–0,40	0,15–0,44	0,19–0,46	0,21–0,50	0,24–0,58
	3	100	200	260	mm/r	0,08–0,15	0,08–0,16	0,09–0,22	0,15–0,26	0,16–0,30	0,20–0,37	0,22–0,42	0,26–0,46
	4	60	150	200	mm/r	0,03–0,05	0,03–0,06	0,03–0,06	0,04–0,06	0,05–0,07	0,05–0,08	0,05–0,08	0,06–0,09

Flat-Bottom Drills • B707_FBL Series • Grade KCMS15™ • Through Coolant • Drill Diameters 3–20mm • Metric

		Cutting Speed – vc			Metric								
		Range – m/min			Recommended Feed Rate (f) by Diameter								
Material Group	min	Starting Value	max		3,0	4,0	6,0	8,0	10,0	12,0	16,0	20,0	
P	5	45	50	60	mm/r	0,04–0,08	0,05–0,09	0,06–0,12	0,09–0,15	0,10–0,16	0,12–0,20	0,14–0,23	0,16–0,24
	6	40	50	60	mm/r	0,03–0,06	0,04–0,07	0,04–0,10	0,08–0,12	0,09–0,14	0,10–0,16	0,12–0,18	0,14–0,20
M	1	40	50	60	mm/r	0,04–0,08	0,05–0,09	0,06–0,12	0,09–0,15	0,10–0,16	0,12–0,20	0,14–0,23	0,16–0,24
	2	40	50	80	mm/r	0,06–0,11	0,07–0,11	0,08–0,16	0,12–0,20	0,13–0,21	0,16–0,22	0,18–0,24	0,21–0,28
	3	40	55	70	mm/r	0,03–0,04	0,03–0,05	0,04–0,06	0,04–0,07	0,05–0,08	0,06–0,10	0,07–0,11	0,08–0,12
S	1	20	25	30	mm/r	0,06–0,08	0,06–0,08	0,07–0,10	0,10–0,13	0,10–0,14	0,12–0,16	0,14–0,19	0,17–0,22
	2	10	20	30	mm/r	0,05–0,07	0,05–0,07	0,06–0,08	0,08–0,11	0,09–0,12	0,10–0,13	0,12–0,16	0,14–0,18
	3	30	35	50	mm/r	0,03–0,05	0,03–0,05	0,04–0,08	0,05–0,10	0,05–0,10	0,05–0,10	0,07–0,11	0,08–0,12
	4	30	35	50	mm/r	0,03–0,05	0,03–0,05	0,04–0,08	0,05–0,10	0,05–0,10	0,05–0,10	0,07–0,11	0,08–0,12

The B707 .FBG drill eliminates the traditional two-step process to create a flat-bottom hole using a drill and an end mill and can perform the operation 25-40% faster. It also eliminates the two-step process of using an end mill to pre-machine a flat on the workpiece material for inclined surfaces.

Workpiece Application	B707A..FBG Standard Length	B708/B709A..FBG Custom Long Length
<ul style="list-style-type: none"> Tapped hole with lead chamfer larger than FBG diameter. 	<p>No feed reduction.</p>	<p>50% feed reduction.</p>
<ul style="list-style-type: none"> Nominal diameter pilot required. 	<p>Rough or hardened surfaces. No feed reduction.</p>	<p>Pilot on all surfaces. No feed reduction.</p>
<ul style="list-style-type: none"> >6° angled entrances. 	<p>Reduce feed by 30% until full diameter, or use pilot.</p>	<p>Pilot with short FBG on all surfaces. No feed reduction.</p>
<ul style="list-style-type: none"> Angled exits. 	<p>30% feed reduction.</p>	<p>30% feed reduction.</p>
<ul style="list-style-type: none"> Round surfaces. 	<p>Reduce feed by 30% until full diameter, or use pilot.</p>	<p>Pilot with short FBG on all surfaces. No feed reduction.</p>

➤ HP Beyond™ Step Drills with Through Coolant for Steel and Iron



Primary Application

Most tapped holes require a chamfer. The B731_HP and B732_HP step drills offer a one-pass solution in steels and irons in traditional tap sizes to reduce cycle time and increase productivity. An extensive range of step drills are available to cover taps products by Kennametal.

Features and Benefits

HP Drill-Point Design

- Low thrust prevents workpiece flexing.
- Excellent centring capabilities.

Unique Flute Design

- Drastically improved chip evacuation.
- Better hole surface quality.

KCPK15™ Beyond Grade

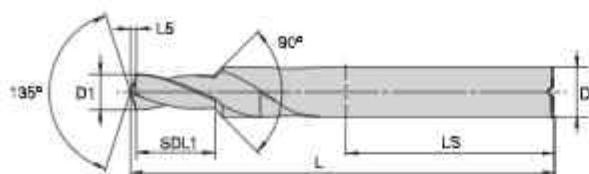
- The grade is a multilayer, TiAlN-based coating with high hot hardness. High cutting speeds enable usage in MQL applications.
- The highly polished surface ensures superior chip evacuation even when low-pressure coolant is applied.
- Improves average metal removal rate and tool life by 10–20%.

Drill and chamfer in one shot before tapping.



Customisation

- Intermediate diameters available as semi-standards.
- Using Kennametal Slim Line Hydraulic Chucks together is recommended if workpiece contours need to be bypassed.



■ B731_HP • Short



D1 diameter

● first choice

○ alternate choice

short • KCPK15	mm	in	L	SDL1	L5	LS	D
B731A03734HP	3,734	.1470	66	10	0,7	36	6
B731A04200HP	4,200	.1654	66	12	0,8	36	6
B731A04496HP	4,496	.1770	79	13	0,9	36	8
B731A05000HP	5,000	.1969	79	13	0,9	36	8
B731A05106HP	5,106	.2010	79	15	1,0	36	8
B731A05410HP	5,410	.2130	79	16	1,0	36	8
B731A06528HP	6,528	.2570	89	17	1,2	40	10
B731A06800HP	6,800	.2677	89	16	1,3	40	10
B731A06909HP	6,909	.2720	89	18	1,3	40	10
B731A07938HP	7,938	.3125	89	19	1,5	45	12
B731A08433HP	8,433	.3320	102	21	1,6	45	12
B731A08500HP	8,500	.3346	102	19	1,6	45	12
B731A09921HP	9,921	.3906	107	23	1,9	45	14
B731A10200HP	10,200	.4016	107	22	1,9	45	14
B731A10500HP	10,500	.4134	107	22	2,0	45	14
B731A10716HP	10,716	.4219	107	27	2,0	45	14
B731A12000HP	12,000	.4724	115	27	2,2	48	16
B731A12304HP *	12,304	.4844	115	28	2,3	48	16
B731A12500HP	12,500	.4921	115	27	2,3	48	16
B731A13096HP	13,096	.5156	115	31	2,4	48	16
B731A13495HP	13,495	.5313	123	32	2,5	48	18
B731A14000HP	14,000	.5512	123	29	2,6	48	18
B731A16670HP *	16,670	.6563	131	38	3,1	50	20
B731A17463HP	17,463	.6875	131	40	3,2	50	20
B731A19446HP *	19,446	.7656	153	43	3,6	56	25

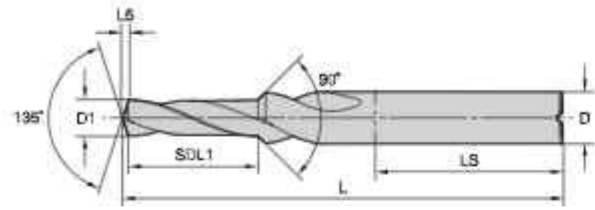
NOTE: *Made-to-order standard item. Standard pricing, manufacturing lead time, and minimum order quantity applies.

Tolerance • Metric

nominal size range	D1 tolerance m7	D tolerance h6
>3-6	0,004/0,016	0,000/-0,008
>6-10	0,006/0,021	0,000/-0,009
>10-18	0,007/0,025	0,000/-0,011
>18-25,4	0,008/0,029	0,000/-0,013



Solid Carbide Drills



■ B732_HP • Long



● first choice
○ alternate choice

long • KCPK15	D1 diameter		L	SDL1	L5	LS	D
	mm	in					
B732A03734HP	3,734	.1470	66	16	0,7	36	6
B732A04200HP	4,200	.1654	66	17	0,8	36	6
B732A04496HP	4,496	.1770	79	17	0,9	36	8
B732A05000HP	5,000	.1969	79	20	0,9	36	8
B732A05106HP	5,106	.2010	79	20	1,0	36	8
B732A05410HP *	5,410	.2130	79	21	1,0	36	8
B732A06528HP	6,528	.2570	89	24	1,2	40	10
B732A06800HP	6,800	.2677	89	25	1,3	40	10
B732A06909HP	6,909	.2720	89	25	1,3	40	10
B732A07938HP	7,938	.3125	102	27	1,5	45	12
B732A08433HP	8,433	.3320	102	29	1,6	45	12
B732A08500HP	8,500	.3346	102	30	1,6	45	12
B732A09921HP *	9,921	.3906	107	33	1,9	45	14
B732A10200HP	10,200	.4016	107	35	1,9	45	14
B732A10500HP	10,500	.4134	107	35	2,0	45	14
B732A10716HP	10,716	.4219	107	37	2,0	45	14
B732A12000HP	12,000	.4724	115	40	2,2	48	16
B732A12500HP *	12,500	.4921	115	40	2,3	48	16
B732A13096HP *	13,096	.5156	123	44	2,4	48	16
B732A13495HP *	13,495	.5313	123	45	2,5	48	18
B732A14000HP	14,000	.5512	123	43	2,6	48	18
B732A16670HP	16,670	.6563	141	55	3,1	50	20
B732A17463HP	17,463	.6875	141	58	3,2	50	20


NOTE: *Made-to-order standard item. Standard pricing, manufacturing lead time, and minimum order quantity applies.

nominal size range	Tolerance • Metric	
	D1 tolerance m7	D tolerance h6
>3-6	0,004/0,016	0,000/-0,008
>6-10	0,006/0,021	0,000/-0,009
>10-18	0,007/0,025	0,000/-0,011
>18-25,4	0,008/0,029	0,000/-0,013

■ HP Step Drills • B73_HP Series • Grade KCPK15™ • Through Coolant • Drill Diameters 3–20mm • Metric

Solid Carbide Drills

		Cutting Speed – vc			Metric								
		Range – m/min			Recommended Feed Rate (f) by Diameter								
Material Group	min	Starting Value	max		3,0	4,0	6,0	8,0	10,0	12,0	16,0	20,0	
P	0	150	240	270	mm/r	0,06–0,14	0,08–0,18	0,09–0,20	0,12–0,26	0,14–0,30	0,15–0,33	0,17–0,39	0,20–0,43
	1	140	220	240	mm/r	0,07–0,17	0,09–0,21	0,11–0,24	0,14–0,30	0,16–0,35	0,18–0,39	0,20–0,46	0,24–0,50
	2	180	210	240	mm/r	0,07–0,14	0,09–0,17	0,11–0,20	0,14–0,24	0,16–0,28	0,18–0,32	0,20–0,37	0,24–0,43
	3	120	150	180	mm/r	0,09–0,17	0,12–0,21	0,14–0,24	0,17–0,30	0,20–0,35	0,22–0,39	0,26–0,46	0,29–0,50
	4	100	140	180	mm/r	0,08–0,17	0,11–0,20	0,12–0,23	0,15–0,28	0,17–0,33	0,19–0,37	0,22–0,43	0,25–0,45
	6	140	150	180	mm/r	0,07–0,13	0,09–0,15	0,11–0,17	0,13–0,21	0,15–0,24	0,17–0,27	0,19–0,33	0,21–0,36
K	1	140	160	180	mm/r	0,09–0,18	0,12–0,22	0,13–0,26	0,16–0,33	0,19–0,37	0,21–0,41	0,24–0,48	0,27–0,51
	2	100	150	200	mm/r	0,09–0,16	0,12–0,19	0,13–0,22	0,16–0,27	0,19–0,32	0,21–0,35	0,24–0,41	0,27–0,45
	3	100	140	180	mm/r	0,07–0,14	0,09–0,17	0,12–0,20	0,14–0,24	0,16–0,28	0,18–0,32	0,21–0,37	0,24–0,39



➤ New KMH Drills for Hard Materials

Primary Application

The all-new KMH solid carbide drills are engineered for hard material applications up to 65 HRC. The B94_drill series without through coolant is specifically designed to machine hardened and surface-hardened materials using flood coolant. With its 145° point angle, it is also perfectly suited as a pilot drill for the B95_drill series with through coolant and 140° point for deeper applications.

Both series come with an increased core to strengthen the drill, feature a curved cutting edge with corner chamfer to avoid chipping on the margin lands and increased tool life in these challenging materials.

Features and Benefits

New KMH Point Design

- Curved cutting edge with corner chamfer for maximum corner stability in hard materials.
- Avoids chipping on cutting edge and pre-mature wear.
- Also works well in applications with heavily-interrupted cuts using the make-to-order four-margin version.

Special Flute Design

- Strong web to increase the strength of the drill in tough applications with short chips.
- B94_ series with 15° helix angle to maximise stability in applications above 54 HRC.
- B95_ series with 30° helix angle to improve chip evacuation in higher length-to-diameter ratios.

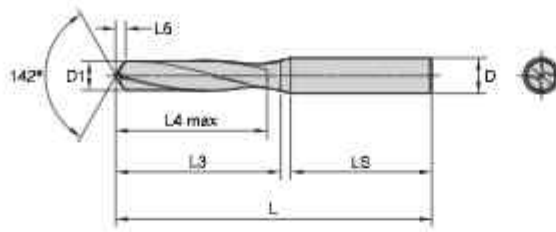
New KCH10 and KCH15 Grades

- KCH10 on B94_ series consists of a special fine-grain carbide substrate with higher hardness.
- KCH15 on B95_ series, with its higher toughness, supports edge strength at increased rake angles, which are applied to improve chip evacuation in higher L/D ratios.
- Both series carry a high temperature and shock resistance AlTiN coating for machining hardened materials to increase tool life.



Customisation

- Intermediate diameters available as semi-standards.
- Four margin land designs also available as semi-standards.
- Length variations and step drills available as custom solutions.
- High step diameter ratios and very complex step drill geometries are not recommended for hard materials.



■ B941A • ~3 x D

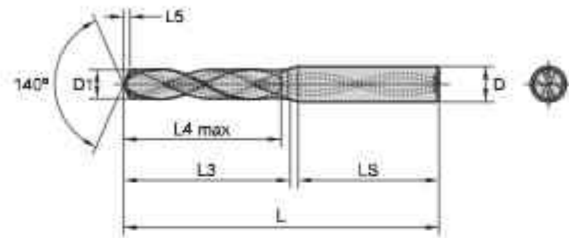


● first choice
 ○ alternate choice

short • KCH10	D1 diameter		L	L3	L4 max	L5	L8	D
	mm	in						
B941Z02500	2,500	.0984	50	16	11	0,5	28	3
B941A03000	3,000	.1181	62	20	14	0,6	36	6
B941A03300	3,300	.1299	62	20	14	0,6	36	6
B941A03400	3,400	.1339	62	20	14	0,6	36	6
B941A03500	3,500	.1378	62	20	14	0,6	36	6
B941A04000	4,000	.1575	66	24	17	0,7	36	6
B941A04200	4,200	.1654	66	24	17	0,8	36	6
B941A04300	4,300	.1693	66	24	17	0,8	36	6
B941A04500	4,500	.1772	66	24	17	0,8	36	6
B941A05000	5,000	.1969	66	28	20	0,9	36	6
B941A05100	5,100	.2008	66	28	20	0,9	36	6
B941A05200	5,200	.2047	66	28	20	0,9	36	6
B941A05500	5,500	.2165	66	28	20	1,0	36	6
B941A05600	5,600	.2205	66	28	20	1,0	36	6
B941A06000	6,000	.2362	66	28	20	1,1	36	6
B941A06900	6,900	.2717	79	34	24	1,3	36	8
B941A07000	7,000	.2756	79	34	24	1,3	36	8
B941A07100	7,100	.2795	79	41	29	1,3	36	8
B941A08000	8,000	.3150	79	41	29	1,4	36	8
B941A08500	8,500	.3346	89	47	35	1,5	40	10
B941A08600	8,600	.3386	89	47	35	1,6	40	10
B941A09000	9,000	.3543	89	47	35	1,6	40	10
B941A10000	10,000	.3937	89	47	35	1,8	40	10
B941A10200	10,200	.4016	102	55	40	1,8	45	12
B941A10400	10,400	.4094	102	55	40	1,9	45	12
B941A10500	10,500	.4134	102	55	40	1,9	45	12
B941A11100	11,100	.4370	102	55	40	2,0	45	12
B941A12000	12,000	.4724	102	55	40	2,1	45	12
B941A14000	14,000	.5512	107	60	43	2,5	45	14

Tolerance • Metric

nominal size range	D1 tolerance m7	D tolerance h6
>3-6	0,004/0,016	0,000/-0,008
>6-10	0,006/0,021	0,000/-0,009
>10-18	0,007/0,025	0,000/-0,011
>18-25,4	0,008/0,029	0,000/-0,013



Solid Carbide Drills

■ B951A • ~3 x D



● first choice
○ alternate choice

short • KCH15	D1 diameter			L	L3	L4 max	L5	LS	D
	mm	in	fraction						
B951A03000	3,000	.1181	—	62	20	14	0,6	36	6
B951A03175	3,175	.1250	1/8	62	20	14	0,6	36	6
B951A03454	3,454	.1360	—	62	20	14	0,7	36	6
B951A03500	3,500	.1378	—	62	20	14	0,7	36	6
B951A03800	3,800	.1496	—	66	24	17	0,8	36	6
B951A04000	4,000	.1575	—	66	24	17	0,8	36	6
B951A04100	4,100	.1614	—	66	24	17	0,8	36	6
B951A04200	4,200	.1654	—	66	24	17	0,9	36	6
B951A04300	4,300	.1693	—	66	24	17	0,9	36	6
B951A04500	4,500	.1772	—	66	24	17	0,9	36	6
B951A04800	4,800	.1890	—	66	28	20	1,0	36	6
B951A04900	4,900	.1929	—	66	28	20	1,0	36	6
B951A05000	5,000	.1969	—	66	28	20	1,0	36	6
B951A05500	5,500	.2165	—	66	28	20	1,1	36	6
B951A05800	5,800	.2283	—	66	28	20	1,2	36	6
B951A06000	6,000	.2382	—	66	28	20	1,2	36	6
B951A06350	6,350	.2500	1/4	79	34	24	1,3	36	8
B951A06500	6,500	.2559	—	79	34	24	1,3	36	8
B951A06800	6,800	.2677	—	79	34	24	1,4	36	8
B951A07000	7,000	.2756	—	79	34	24	1,4	36	8
B951A08000	8,000	.3150	—	79	41	29	1,6	36	8
B951A08500	8,500	.3346	—	89	47	35	1,7	40	10
B951A09000	9,000	.3543	—	89	47	35	1,8	40	10
B951A09500	9,500	.3740	—	89	47	35	1,9	40	10
B951A09800	9,800	.3858	—	89	47	35	1,9	40	10
B951A10000	10,000	.3937	—	89	47	35	2,0	40	10
B951A10200	10,200	.4016	—	102	55	40	2,0	45	12
B951A10500	10,500	.4134	—	102	55	40	2,1	45	12

(continued)

(B951A • 3 x D — continued)



● first choice
 ○ alternate choice

short • KCH15	D1 diameter			L	L3	L4 max	L5	LS	D
	mm	in	fraction						
B951A10800	10,800	.4252	—	118	71	56	2,1	45	12
B951A11000	11,000	.4331	—	118	71	56	2,2	45	12
B951A11500	11,500	.4528	—	118	71	56	2,3	45	12
B951A11800	11,800	.4646	—	102	55	40	2,3	45	12
B951A12000	12,000	.4724	—	102	55	40	2,4	45	12
B951A12500	12,500	.4921	—	107	60	43	2,5	45	14
B951A12700	12,700	.5000	1/2	107	60	43	2,5	45	14
B951A12800	12,800	.5039	—	107	60	43	2,5	45	14
B951A13000	13,000	.5118	—	107	60	43	2,6	45	14
B951A13500	13,500	.5315	—	107	60	43	2,7	45	14
B951A14000	14,000	.5512	—	107	60	43	2,8	45	14
B951A14500	14,500	.5709	—	115	65	45	2,9	48	16
B951A15500	15,500	.6102	—	115	65	45	3,1	48	16
B951A16000	16,000	.6299	—	133	83	63	3,2	48	16

Application Data



■ KMH Drill • B94_Series • Grade KCH10 • Flood Coolant • Metric

Material Group	Cutting Speed — vc			Metric									
	Range — m/min			Recommended Feed Rate (f) by Diameter									
	min	Starting Value	max	3,0	4,0	6,0	8,0	10,0	12,0	16,0	20,0		
	P	4	50	70	100	mm/r	0,06–0,15	0,08–0,17	0,12–0,23	0,14–0,28	0,17–0,33	0,19–0,38	0,23–0,47
	5	40	50	70	mm/r	0,08–0,16	0,10–0,20	0,12–0,24	0,16–0,28	0,20–0,32	0,24–0,36	0,28–0,44	0,32–0,52
	6	30	40	60	mm/r	0,05–0,07	0,06–0,10	0,08–0,14	0,10–0,18	0,12–0,22	0,14–0,24	0,18–0,32	0,23–0,41
K	1	80	130	150	mm/r	0,11–0,22	0,12–0,24	0,16–0,31	0,20–0,38	0,23–0,44	0,25–0,49	0,31–0,06	0,38–0,47
	2	70	110	100	mm/r	0,10–0,17	0,12–0,19	0,16–0,25	0,20–0,31	0,23–0,36	0,25–0,40	0,31–0,48	0,38–0,60
	3	80	110	120	mm/r	0,07–0,15	0,09–0,19	0,12–0,25	0,14–0,30	0,17–0,35	0,19–0,40	0,25–0,48	0,30–0,60
H	1	20	30	40	mm/r	0,03–0,06	0,04–0,08	0,06–0,10	0,08–0,12	0,09–0,13	0,10–0,14	0,12–0,16	0,14–0,18
	2	15	30	40	mm/r	0,02–0,04	0,03–0,06	0,05–0,08	0,07–0,10	0,08–0,11	0,09–0,12	0,10–0,14	0,11–0,16
	3	15	25	35	mm/r	0,02–0,04	0,02–0,05	0,04–0,07	0,06–0,09	0,07–0,10	0,08–0,11	0,09–0,13	0,10–0,15
	4	15	20	30	mm/r	0,02–0,04	0,03–0,06	0,05–0,08	0,07–0,10	0,08–0,11	0,09–0,12	0,10–0,14	0,11–0,16

■ KMH Drill • B95_Series • Grade KCH15 • Through Coolant • Metric



Solid Carbide Drills

Material Group	Cutting Speed – vc			Metric									
	Range – m/min			Recommended Feed Rate per Rev									
	min	Starting Value	max	3,0	4,0	6,0	8,0	10,0	12,0	16,0	20,0		
	 												
P	4	50	70	100	mm/r	0,06-0,15	0,08-0,17	0,12-0,23	0,14-0,28	0,17-0,33	0,19-0,38	0,23-0,47	0,29-0,59
	5	50	60	80	mm/r	0,08-0,14	0,10-0,16	0,12-0,20	0,16-0,24	0,20-0,28	0,24-0,32	0,28-0,40	0,32-0,48
	6	40	50	70	mm/r	0,05-0,08	0,06-0,10	0,08-0,14	0,10-0,18	0,13-0,22	0,14-0,24	0,18-0,32	0,23-0,41
K	1	80	130	170	mm/r	0,11-0,22	0,12-0,24	0,16-0,31	0,20-0,38	0,23-0,44	0,25-0,49	0,31-0,06	0,38-0,47
	2	90	110	120	mm/r	0,10-0,17	0,12-0,19	0,16-0,25	0,20-0,31	0,23-0,36	0,25-0,40	0,31-0,48	0,38-0,60
	3	80	110	130	mm/r	0,07-0,15	0,09-0,19	0,12-0,25	0,14-0,30	0,17-0,35	0,19-0,40	0,25-0,48	0,30-0,60
H	1	20	35	45	mm/r	0,03-0,06	0,04-0,08	0,06-0,10	0,08-0,12	0,09-0,13	0,10-0,14	0,12-0,16	0,14-0,18
	2	15	30	45	mm/r	0,02-0,04	0,03-0,06	0,05-0,08	0,07-0,10	0,08-0,11	0,09-0,12	0,10-0,14	0,11-0,16
	3	15	25	40	mm/r	0,02-0,04	0,02-0,05	0,04-0,07	0,06-0,09	0,07-0,10	0,08-0,11	0,09-0,13	0,10-0,15
	4	15	20	35	mm/r	0,02-0,04	0,03-0,06	0,05-0,08	0,07-0,10	0,08-0,11	0,09-0,12	0,10-0,14	0,11-0,16

➤ Kenna Universal™ Drills

Primary Application

Kenna Universal Drills (B96/B97_ Series) are engineered to deliver superior performance in steel, cast iron, and stainless steel applications making it ideal for small- and medium-sized shops. The universal application profile reduces tool change times and the number of drills in inventory. Covering a large spectrum of off-the-shelf diameters and a broad range of applications makes Kenna Universal Drills an excellent alternative to other high-performance products.

The B976Z series is available from 2,383–3mm making it the first standard offering in less than 3mm. This extended diameter offering covers all common tap drill sizes, including an expanded selection of wire, fractional, and letter sizes.

The new B967 series satisfies the demand for non-coolant drills up to 5 x D for applications with flood coolant or dry.

Use as Pilot Drill

- Ideal point angle and tolerance make the Kenna Universal drill the preferred pilot drill for B27_ series solid carbide deep-hole drills.

Features and Benefits

Kenna Universal Drill-Point Design

- Low thrust. Works well on a variety of machines.
- Excellent centring capabilities.
- Easy to regrind.

Four-Margin Land Design

- Improves hole straightness and roundness.
- Provides good alignment and stability in tough drilling applications — even when drilling through cross holes.

KC7315™ Grade

- A multilayer, TiAlN-based coating with high hot hardness enables 30% higher cutting speeds and constant tool life.
- Surface finish ensures chip evacuation when drilling deep holes.

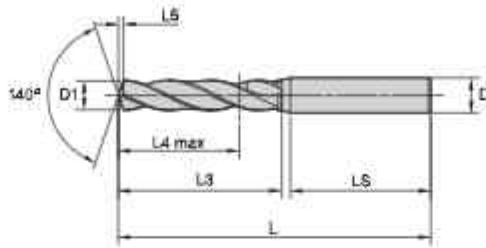
Universal application profile,
problem solver, and pilot drill.



Customisation

- Intermediate diameters available as semi-standards.
- Length variations and step drills available as engineered solutions.





For information on L, L3, and L4 max, see the Solid Carbide Drills foldout table.

● B966A/B967A • ~3 x D/~5 x D



● first choice
○ alternate choice

		D1 diameter		L5	LS	D
short • KC7315	long • KC7315	mm	in			
B966A03000	B967A03000	3,000	.1181	0,5	36	6
B966A03100	B967A03100	3,100	.1220	0,5	36	6
B966A03200	B967A03200	3,200	.1260	0,5	36	6
B966A03300	B967A03300	3,300	.1299	0,5	36	6
B966A03400	-	3,400	.1339	0,6	36	6
B966A03500	B967A03500	3,500	.1378	0,6	36	6
B966A03600	-	3,600	.1417	0,6	36	6
B966A03700	-	3,700	.1457	0,6	36	6
B966A03800	B967A03800	3,800	.1496	0,6	36	6
B966A03900	-	3,900	.1535	0,6	36	6
B966A03960	-	3,960	.1559	0,7	36	6
B966A04000	B967A04000	4,000	.1575	0,7	36	6
B966A04100	-	4,100	.1614	0,7	36	6
B966A04200	B967A04200	4,200	.1654	0,7	36	6
B966A04300	B967A04300	4,300	.1693	0,7	36	6
B966A04400	-	4,400	.1732	0,7	36	6
B966A04500	B967A04500	4,500	.1772	0,7	36	6
B966A04600	-	4,600	.1811	0,8	36	6
B966A04700	-	4,700	.1850	0,8	36	6
B966A04800	B967A04800	4,800	.1890	0,8	36	6
B966A04900	-	4,900	.1929	0,8	36	6
B966A05000	B967A05000	5,000	.1969	0,8	36	6
B966A05040	-	5,040	.1994	0,8	36	6
B966A05100	B967A05100	5,100	.2008	0,8	36	6
B966A05200	B967A05200	5,200	.2047	0,9	36	6
B966A05300	-	5,300	.2087	0,9	36	6
B966A05400	-	5,400	.2126	0,9	36	6
B966A05500	B967A05500	5,500	.2165	0,9	36	6
B966A05600	-	5,600	.2205	0,9	36	6
B966A05700	-	5,700	.2244	1,0	36	6
B966A05800	B967A05800	5,800	.2283	1,0	36	6
B966A05900	-	5,900	.2323	1,0	36	6
B966A06000	B967A06000	6,000	.2362	1,0	36	6
B966A06050	-	6,050	.2382	1,0	36	6
B966A06100	B967A06100	6,100	.2402	1,0	36	8
B966A06200	-	6,200	.2441	1,0	36	8

(continued)

(B966A/B967A • -3 x D/-5 x D - continued)



● first choice
○ alternate choice

Solid Carbide Drills

		D1 diameter		L5	LS	D
short • KC7315	long • KC7315	mm	in			
B966A06300	-	6,300	.2480	1,1	36	8
B966A06350	-	6,350	.2500	1,1	36	8
B966A06400	-	6,400	.2520	1,1	36	8
B966A06500	B967A06500	6,500	.2559	1,1	36	8
B966A06600	B967A06600	6,600	.2598	1,1	36	8
B966A06700	B967A06700	6,700	.2638	1,1	36	8
B966A06800	B967A06800	6,800	.2677	1,1	36	8
B966A06900	-	6,900	.2717	1,2	36	8
B966A07000	B967A07000	7,000	.2756	1,2	36	8
B966A07100	-	7,100	.2795	1,2	36	8
B966A07200	-	7,200	.2835	1,2	36	8
B966A07300	-	7,300	.2874	1,2	36	8
B966A07400	B967A07400	7,400	.2913	1,3	36	8
B966A07500	B967A07500	7,500	.2953	1,3	36	8
B966A07600	-	7,600	.2992	1,3	36	8
B966A07700	-	7,700	.3031	1,3	36	8
B966A07800	B967A07800	7,800	.3071	1,3	36	8
B966A07900	-	7,900	.3110	1,3	36	8
B966A08000	B967A08000	8,000	.3150	1,4	36	8
B966A08100	B967A08100	8,100	.3189	1,4	40	10
B966A08200	-	8,200	.3228	1,4	40	10
B966A08300	-	8,300	.3268	1,4	40	10
B966A08400	-	8,400	.3307	1,4	40	10
B966A08500	B967A08500	8,500	.3346	1,4	40	10
B966A08600	B967A08600	8,600	.3386	1,5	40	10
B966A08700	B967A08700	8,700	.3425	1,5	40	10
B966A08800	B967A08800	8,800	.3465	1,5	40	10
B966A08900	-	8,900	.3504	1,5	40	10
B966A09000	B967A09000	9,000	.3543	1,5	40	10
B966A09100	-	9,100	.3583	1,5	40	10
B966A09200	-	9,200	.3622	1,6	40	10
B966A09300	B967A09300	9,300	.3661	1,6	40	10
B966A09400	-	9,400	.3701	1,6	40	10
B966A09500	B967A09500	9,500	.3740	1,6	40	10
B966A09600	-	9,600	.3780	1,6	40	10
B966A09700	-	9,700	.3819	1,7	40	10
B966A09800	B967A09800	9,800	.3858	1,7	40	10
B966A09900	-	9,900	.3898	1,7	40	10
B966A10000	B967A10000	10,000	.3937	1,7	40	10
B966A10100	-	10,100	.3976	1,7	45	12
B966A10200	B967A10200	10,200	.4016	1,7	45	12
B966A10300	-	10,300	.4055	1,8	45	12
B966A10400	-	10,400	.4094	1,8	45	12
B966A10500	B967A10500	10,500	.4134	1,8	45	12
B966A10600	-	10,600	.4173	1,8	45	12
B966A10700	B967A10700	10,700	.4213	1,8	45	12
B966A10800	B967A10800	10,800	.4252	1,8	45	12
B966A10900	-	10,900	.4291	1,9	45	12
B966A11000	B967A11000	11,000	.4331	1,9	45	12
B966A11100	-	11,100	.4370	1,9	45	12
B966A11200	-	11,200	.4409	1,9	45	12
B966A11300	B967A11300	11,300	.4449	1,9	45	12

(continued)

(B966A/B967A • -3 x D/-5 x D — continued)

Solid Carbide Drills

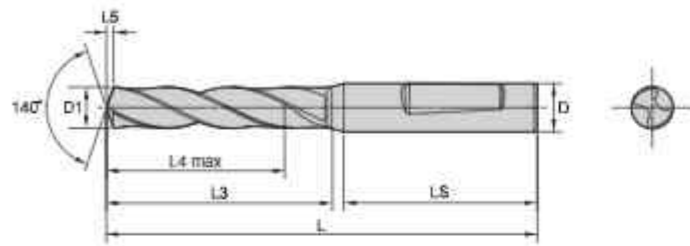


● first choice
○ alternate choice

		D1 diameter		L5	LS	D
short • KC7315	long • KC7315	mm	in			
B966A11400	-	11,400	.4488	2,0	45	12
B966A11500	B967A11500	11,500	.4528	2,0	45	12
B966A11600	-	11,600	.4567	2,0	45	12
B966A11700	-	11,700	.4606	2,0	45	12
B966A11800	B967A11800	11,800	.4646	2,0	45	12
B966A11900	-	11,900	.4685	2,0	45	12
B966A12000	B967A12000	12,000	.4724	2,1	45	12
B966A12100	-	12,100	.4764	2,1	45	14
B966A12200	-	12,200	.4803	2,1	45	14
B966A12300	-	12,300	.4843	2,1	45	14
B966A12400	-	12,400	.4882	2,1	45	14
B966A12500	B967A12500	12,500	.4921	2,1	45	14
B966A12600	-	12,600	.4961	2,2	45	14
B966A12700	B967A12700	12,700	.5000	2,2	45	14
B966A12800	B967A12800	12,800	.5039	2,2	45	14
B966A12900	-	12,900	.5079	2,2	45	14
B966A13000	B967A13000	13,000	.5118	2,2	45	14
B966A13100	-	13,100	.5157	2,3	45	14
B966A13200	-	13,200	.5197	2,3	45	14
B966A13300	-	13,300	.5236	2,3	45	14
B966A13400	-	13,400	.5276	2,3	45	14
B966A13500	B967A13500	13,500	.5315	2,3	45	14
B966A13700	-	13,700	.5394	2,4	45	14
B966A14000	B967A14000	14,000	.5512	2,4	45	14
B966A14200	-	14,200	.5591	2,5	48	16
B966A14300	-	14,300	.5630	2,5	48	16
B966A14500	B967A14500	14,500	.5709	2,5	48	16
B966A14700	-	14,700	.5787	2,5	48	16
B966A14800	-	14,800	.5827	2,6	48	16
B966A15000	B967A15000	15,000	.5906	2,6	48	16
-	B967A15300	15,300	.6024	2,6	48	16
B966A15500	B967A15500	15,500	.6102	2,7	48	16
B966A15700	-	15,700	.6181	2,7	48	16
B966A16000	B967A16000	16,000	.6299	2,8	48	16
B966A16500	B967A16500	16,500	.6496	2,9	48	16
B966A17000	-	17,000	.6693	2,9	48	18
B966A17500	-	17,500	.6890	3,0	48	18
B966A18000	-	18,000	.7087	3,1	48	18
B966A20000	-	20,000	.7874	3,5	50	20

Tolerance • Metric

nominal size range	D1 tolerance m7	D tolerance h6
>3-6	0,004/0,016	0,000/-0,008
>6-10	0,006/0,021	0,000/-0,009
>10-18	0,007/0,025	0,000/-0,011
>18-25,4	0,008/0,029	0,000/-0,013



Solid Carbide Drills

■ B966F • ~3 x D



● first choice
○ alternate choice

short • KC7315	D1 diameter		L	L3	L4 max	L5	LS	D
	mm	in						
B966F03000	3,000	.1181	62	20	14	0,5	36	6
B966F03300	3,300	.1299	62	20	14	0,5	36	6
B966F03400	3,400	.1339	62	20	14	0,6	36	6
B966F03500	3,500	.1378	62	20	14	0,6	36	6
B966F03600 *	3,600	.1417	62	20	14	0,6	36	6
B966F04000	4,000	.1575	66	24	17	0,7	36	6
B966F04200	4,200	.1654	66	24	17	0,7	36	6
B966F05000	5,000	.1969	66	28	20	0,8	36	6
B966F05100 *	5,100	.2008	66	28	20	0,8	36	6
B966F05300 *	5,300	.2087	66	28	20	0,9	36	6
B966F05500	5,500	.2165	66	28	20	0,9	36	6
B966F05600 *	5,600	.2205	66	28	20	0,9	36	6
B966F06000	6,000	.2362	66	28	20	1,0	36	6
B966F06300	6,300	.2480	79	34	24	1,1	36	8
B966F06400	6,400	.2520	79	34	24	1,1	36	8
B966F06500	6,500	.2559	79	34	24	1,1	36	8
B966F06700 *	6,700	.2638	79	34	24	1,1	36	8
B966F06800	6,800	.2677	79	34	24	1,1	36	8
B966F07000	7,000	.2756	79	34	24	1,2	36	8
B966F07100 *	7,100	.2795	79	41	29	1,2	36	8
B966F07300 *	7,300	.2874	79	41	29	1,2	36	8
B966F07400 *	7,400	.2913	79	41	29	1,3	36	8
B966F07600 *	7,600	.2992	79	41	29	1,3	36	8
B966F08000	8,000	.3150	79	41	29	1,4	36	8
B966F08200	8,200	.3228	89	47	35	1,4	40	10
B966F08400	8,400	.3307	89	47	35	1,4	40	10
B966F08500	8,500	.3346	89	47	35	1,4	40	10
B966F09000	9,000	.3543	89	47	35	1,5	40	10
B966F09100	9,100	.3583	89	47	35	1,5	40	10
B966F09500	9,500	.3740	89	47	35	1,6	40	10
B966F10000	10,000	.3937	89	47	35	1,7	40	10
B966F10200	10,200	.4016	102	55	40	1,7	45	12
B966F10400	10,400	.4094	102	55	40	1,8	45	12
B966F10500	10,500	.4134	102	55	40	1,8	45	12
B966F10600	10,600	.4173	102	55	40	1,8	45	12
B966F10700	10,700	.4213	102	55	40	1,8	45	12

(continued)

(B966F • -3 x D – continued)

Solid Carbide Drills



● first choice
○ alternate choice

short • KC7315	D1 diameter		L	L3	L4 max	L5	LS	D
	mm	in						
B966F10800	10,800	.4252	102	55	40	1,8	45	12
B966F11000	11,000	.4331	102	55	40	1,9	45	12
B966F11800	11,800	.4646	102	55	40	2,0	45	12
B966F12000	12,000	.4724	102	55	40	2,1	45	12
B966F12100 *	12,100	.4764	107	60	43	2,1	45	14
B966F12200	12,200	.4803	107	60	43	2,1	45	14
B966F12500	12,500	.4921	107	60	43	2,1	45	14
B966F12700	12,700	.5000	107	60	43	2,2	45	14
B966F13000	13,000	.5118	107	60	43	2,2	45	14
B966F13500 *	13,500	.5315	107	60	43	2,3	45	14
B966F14000	14,000	.5512	107	60	43	2,4	45	14
B966F14500	14,500	.5709	115	65	45	2,5	48	16
B966F15000	15,000	.5906	115	65	45	2,6	48	16
B966F16000	16,000	.6299	115	65	45	2,8	48	16
B966F16500	16,500	.6496	123	73	51	2,9	48	18
B966F17000	17,000	.6693	123	73	51	2,9	48	18
B966F17500 *	17,500	.6890	123	73	51	3,0	48	18
B966F18000	18,000	.7087	123	73	51	3,1	48	18

NOTE: *Made-to-order standard item. Standard pricing, manufacturing lead time, and minimum order quantity applies.

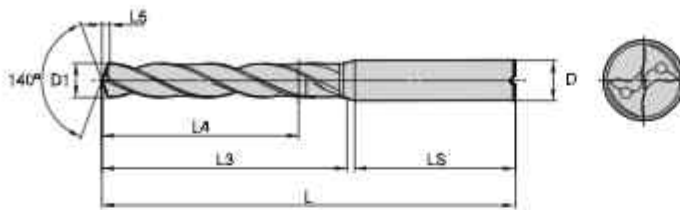
nominal size range	Tolerance • Metric	
	D1 tolerance m7	D tolerance h6
>3-6	0,004/0,016	0,000/-0,008
>6-10	0,006/0,021	0,000/-0,009
>10-18	0,007/0,025	0,000/-0,011
>18-25,4	0,008/0,029	0,000/-0,013

■ Kenna Universal™ Drills • B966, B967 Series • Grade KC7315™ • Flood Coolant •
Drill Diameters 3–20mm • Metric



Solid Carbide Drills

Material Group													
	Cutting Speed – vc			Metric									
	Range – m/min			Recommended Feed Rate (f) by Diameter									
	min	Starting Value	max		3,0	4,0	6,0	8,0	10,0	12,0	16,0	20,0	
P	0	70	90	115	mm/r	0,05–0,11	0,08–0,14	0,09–0,19	0,11–0,22	0,13–0,26	0,15–0,30	0,19–0,36	0,24–0,46
	1	60	70	100	mm/r	0,06–0,13	0,09–0,16	0,11–0,22	0,13–0,26	0,15–0,31	0,18–0,35	0,22–0,42	0,28–0,54
	2	80	90	100	mm/r	0,06–0,13	0,08–0,16	0,12–0,22	0,14–0,26	0,17–0,31	0,20–0,35	0,24–0,42	0,31–0,53
	3	50	70	90	mm/r	0,07–0,15	0,09–0,17	0,13–0,23	0,15–0,28	0,19–0,33	0,22–0,38	0,26–0,47	0,34–0,59
	4	50	70	100	mm/r	0,06–0,15	0,08–0,17	0,12–0,23	0,14–0,28	0,17–0,33	0,19–0,38	0,23–0,47	0,29–0,59
	5	40	50	70	mm/r	0,06–0,12	0,08–0,14	0,10–0,18	0,12–0,22	0,16–0,26	0,18–0,28	0,22–0,36	0,26–0,42
M	1	30	40	50	mm/r	0,04–0,07	0,05–0,09	0,08–0,11	0,09–0,12	0,10–0,14	0,12–0,16	0,14–0,18	0,16–0,20
	2	40	50	60	mm/r	0,04–0,08	0,06–0,10	0,08–0,12	0,09–0,14	0,10–0,16	0,12–0,18	0,14–0,20	0,16–0,22
	3	30	40	50	mm/r	0,04–0,07	0,06–0,09	0,08–0,11	0,09–0,12	0,10–0,14	0,12–0,16	0,14–0,18	0,16–0,20
K	1	80	130	170	mm/r	0,11–0,22	0,12–0,24	0,16–0,31	0,20–0,38	0,23–0,44	0,25–0,49	0,31–0,66	0,38–0,47
	2	90	110	120	mm/r	0,10–0,17	0,12–0,19	0,16–0,25	0,20–0,31	0,23–0,36	0,25–0,40	0,31–0,48	0,38–0,60
	3	80	110	130	mm/r	0,07–0,15	0,09–0,19	0,12–0,25	0,14–0,30	0,17–0,35	0,19–0,40	0,25–0,48	0,30–0,60
N	1	90	230	270	mm/r	0,08–0,14	0,10–0,16	0,12–0,20	0,16–0,24	0,20–0,28	0,24–0,32	0,28–0,40	0,32–0,48
	2	90	220	270	mm/r	0,08–0,16	0,10–0,20	0,12–0,24	0,16–0,28	0,20–0,32	0,24–0,36	0,28–0,44	0,32–0,52
	3	90	180	225	mm/r	0,12–0,14	0,13–0,16	0,14–0,20	0,16–0,24	0,20–0,28	0,24–0,32	0,28–0,40	0,32–0,44
	4	90	130	270	mm/r	0,08–0,16	0,10–0,20	0,12–0,24	0,16–0,28	0,20–0,32	0,24–0,36	0,28–0,40	0,32–0,48
S	1	20	25	30	mm/r	0,03–0,06	0,04–0,08	0,06–0,10	0,08–0,12	0,09–0,13	0,10–0,14	0,12–0,16	0,14–0,18
	2	10	20	30	mm/r	0,02–0,04	0,03–0,06	0,05–0,08	0,07–0,10	0,08–0,11	0,09–0,12	0,10–0,14	0,11–0,16
	3	20	25	40	mm/r	0,02–0,04	0,02–0,05	0,04–0,07	0,06–0,09	0,07–0,10	0,08–0,11	0,09–0,13	0,10–0,15
	4	20	25	50	mm/r	0,02–0,04	0,03–0,06	0,05–0,08	0,07–0,10	0,08–0,11	0,09–0,12	0,10–0,14	0,11–0,16



For information on L, L3, and L4 max, see the Solid Carbide Drills foldout table.



■ B976A/B977A • ~3 x D/~5 x D



● first choice
○ alternate choice

		D1 diameter		L5	LS	D
short • KC7315	long • KC7315	mm	in			
B976Z02383	-	2,383	.0938	0,4	28	3
B976Z02400	-	2,400	.0945	0,4	28	3
B976Z02439	-	2,439	.0960	0,4	28	3
B976Z02489	-	2,489	.0980	0,4	28	3
B976Z02500	-	2,500	.0984	0,4	28	3
B976Z02578	-	2,578	.1015	0,4	28	3
B976Z02600	-	2,600	.1024	0,4	28	3
B976Z02642	-	2,642	.1040	0,4	28	3
B976Z02705	-	2,705	.1065	0,4	28	3
B976Z02779	-	2,779	.1094	0,4	28	3
B976Z02800	-	2,800	.1102	0,5	28	3
B976Z02820	-	2,820	.1110	0,5	28	3
B976Z02870	-	2,870	.1130	0,5	28	3
B976Z02900	-	2,900	.1142	0,5	28	3
B976Z02947 *	-	2,947	.1160	0,5	28	3
B976A03000	B977A03000	3,000	.1181	0,5	36	6
B976A03100	B977A03100	3,100	.1220	0,5	36	6
B976A03175	B977A03175	3,175	.1250	0,5	36	6
B976A03180	-	3,180	.1252	0,5	36	6
B976A03200	B977A03200	3,200	.1260	0,5	36	6
-	B977A03250	3,250	.1280	0,5	36	6
B976A03300	B977A03300	3,300	.1299	0,5	36	6
-	B977A03400	3,400	.1339	0,6	36	6
B976A03454	B977A03454	3,454	.1360	0,6	36	6
B976A03500	B977A03500	3,500	.1378	0,6	36	6
B976A03600	B977A03600	3,600	.1417	0,6	36	6
B976A03700	B977A03700	3,700	.1457	0,6	36	6
B976A03734	B977A03734	3,734	.1470	0,6	36	6
B976A03797	B977A03797	3,797	.1495	0,6	36	6
B976A03800	B977A03800	3,800	.1496	0,6	36	6
B976A03900	B977A03900	3,900	.1535	0,6	36	6
B976A03970	B977A03970	3,970	.1563	0,7	36	6
B976A04000	B977A04000	4,000	.1575	0,7	36	6
B976A04039	B977A04039	4,039	.1590	0,7	36	6
B976A04100	B977A04100	4,100	.1614	0,7	36	6
B976A04200	B977A04200	4,200	.1654	0,7	36	6

(continued)

(B976A/B977A • -3 x D/-5 x D – continued)



● first choice
○ alternate choice

Solid Carbide Drills

		D1 diameter		LS	LS	D
short • KC7315	long • KC7315	mm	in			
B976A04300	B977A04300	4,300	.1693	0,7	36	6
B976A04366	B977A04366	4,366	.1719	0,7	36	6
-	B977A04400	4,400	.1732	0,7	36	6
B976A04496	B977A04496	4,496	.1770	0,7	36	6
B976A04500	B977A04500	4,500	.1772	0,7	36	6
-	B977A04580	4,580	.1803	0,8	36	6
B976A04600	B977A04600	4,600	.1811	0,8	36	6
B976A04620	-	4,620	.1819	0,8	36	6
-	B977A04623	4,623	.1820	0,8	36	6
-	B977A04650	4,650	.1831	0,8	36	6
B976A04700	B977A04700	4,700	.1850	0,8	36	6
B976A04763	B977A04763	4,763	.1875	0,8	36	6
B976A04800	B977A04800	4,800	.1890	0,8	36	6
B976A04900	B977A04900	4,900	.1929	0,8	36	6
B976A05000	B977A05000	5,000	.1969	0,8	36	6
B976A05100	B977A05100	5,100	.2008	0,8	36	6
B976A05106	B977A05106	5,106	.2010	0,8	36	6
B976A05200	B977A05200	5,200	.2047	0,9	36	6
B976A05250	-	5,250	.2067	0,9	36	6
B976A05300	B977A05300	5,300	.2087	0,9	36	6
B976A05400	B977A05400	5,400	.2126	0,9	36	6
B976A05410	B977A05410	5,410	.2130	0,9	36	6
B976A05500	B977A05500	5,500	.2165	0,9	36	6
B976A05530	-	5,530	.2177	0,9	36	6
B976A05558	B977A05558	5,558	.2188	0,9	36	6
B976A05575	-	5,575	.2195	0,9	36	6
B976A05600	B977A05600	5,600	.2205	0,9	36	6
B976A05700	B977A05700	5,700	.2244	1,0	36	6
B976A05791	B977A05791	5,791	.2280	1,0	36	6
B976A05800	B977A05800	5,800	.2283	1,0	36	6
-	B977A05900	5,900	.2323	1,0	36	6
B976A05944	B977A05944	5,944	.2340	1,0	36	6
B976A06000	B977A06000	6,000	.2362	1,0	36	6
B976A06100	B977A06100	6,100	.2402	1,0	36	8
-	B977A06150	6,150	.2421	1,0	36	8
B976A06200	B977A06200	6,200	.2441	1,0	36	8
-	B977A06300	6,300	.2480	1,1	36	8
B976A06350	B977A06350	6,350	.2500	1,1	36	8
-	B977A06400	6,400	.2520	1,1	36	8
B976A06500	B977A06500	6,500	.2559	1,1	36	8
B976A06528	B977A06528	6,528	.2570	1,1	36	8
B976A06530	-	6,530	.2571	1,1	36	8
B976A06600	B977A06600	6,600	.2598	1,1	36	8
B976A06700	B977A06700	6,700	.2638	1,1	36	8
B976A06746	-	6,746	.2656	1,1	36	8
B976A06750	-	6,750	.2657	1,1	36	8
B976A06800	B977A06800	6,800	.2677	1,1	36	8
B976A06900	B977A06900	6,900	.2717	1,2	36	8
B976A06909	B977A06909	6,909	.2720	1,2	36	8
B976A07000	B977A07000	7,000	.2756	1,2	36	8
B976A07100	B977A07100	7,100	.2795	1,2	36	8
B976A07145	B977A07145	7,145	.2813	1,2	36	8

(continued)

(B976A/B977A • -3 x D/-5 x D – continued)

Solid Carbide Drills



● first choice
○ alternate choice

		D1 diameter				
short • KC7315	long • KC7315	mm	in	L5	LS	D
B976A07200	B977A07200	7,200	.2835	1,2	36	8
B976A07300	B977A07300	7,300	.2874	1,2	36	8
B976A07366	B977A07366	7,366	.2900	1,2	36	8
B976A07400	B977A07400	7,400	.2913	1,3	36	8
B976A07500	B977A07500	7,500	.2953	1,3	36	8
B976A07541	B977A07541	7,541	.2969	1,3	36	8
B976A07600	B977A07600	7,600	.2992	1,3	36	8
B976A07700	B977A07700	7,700	.3031	1,3	36	8
B976A07800	B977A07800	7,800	.3071	1,3	36	8
B976A07900	B977A07900	7,900	.3110	1,3	36	8
B976A07938	B977A07938	7,938	.3125	1,3	36	8
B976A08000	B977A08000	8,000	.3150	1,4	36	8
B976A08020	B977A08020	8,020	.3157	1,4	40	10
B976A08100	B977A08100	8,100	.3189	1,4	40	10
B976A08200	B977A08200	8,200	.3228	1,4	40	10
B976A08300	B977A08300	8,300	.3268	1,4	40	10
B976A08334	B977A08334	8,334	.3281	1,4	40	10
-	B977A08400	8,400	.3307	1,4	40	10
B976A08430	-	8,430	.3319	1,4	40	10
B976A08433	B977A08433	8,433	.3320	1,4	40	10
B976A08500	B977A08500	8,500	.3346	1,4	40	10
B976A08600	B977A08600	8,600	.3386	1,5	40	10
B976A08700	B977A08700	8,700	.3425	1,5	40	10
B976A08733	B977A08733	8,733	.3438	1,5	40	10
B976A08800	B977A08800	8,800	.3465	1,5	40	10
B976A08839	B977A08839	8,839	.3480	1,5	40	10
-	B977A08900	8,900	.3504	1,5	40	10
B976A09000	B977A09000	9,000	.3543	1,5	40	10
B976A09093	B977A09093	9,093	.3580	1,5	40	10
B976A09100	B977A09100	9,100	.3583	1,5	40	10
B976A09129	B977A09129	9,129	.3594	1,6	40	10
B976A09200	B977A09200	9,200	.3622	1,6	40	10
B976A09300	B977A09300	9,300	.3661	1,6	40	10
-	B977A09347	9,347	.3680	1,6	40	10
B976A09400	B977A09400	9,400	.3701	1,6	40	10
B976A09500	B977A09500	9,500	.3740	1,6	40	10
B976A09525	B977A09525	9,525	.3750	1,6	40	10
B976A09600	B977A09600	9,600	.3780	1,6	40	10
B976A09700	B977A09700	9,700	.3819	1,7	40	10
-	B977A09746	9,746	.3837	1,7	40	10
B976A09750	-	9,750	.3839	1,7	40	10
B976A09800	B977A09800	9,800	.3858	1,7	40	10
-	B977A09900	9,900	.3898	1,7	40	10
B976A09921	B977A09921	9,921	.3906	1,7	40	10
B976A10000	B977A10000	10,000	.3937	1,7	40	10
-	B977A10100	10,100	.3976	1,7	45	12
B976A10200	B977A10200	10,200	.4016	1,7	45	12
B976A10262	B977A10262	10,262	.4040	1,8	45	12
B976A10300	B977A10300	10,300	.4055	1,8	45	12
B976A10320	B977A10320	10,320	.4063	1,8	45	12
B976A10400	B977A10400	10,400	.4094	1,8	45	12
B976A10500	B977A10500	10,500	.4134	1,8	45	12

(continued)

(B976A/B977A • -3 x D/-5 x D - continued)



● first choice
○ alternate choice



		D1 diameter		L5	LS	D
short • KC7315	long • KC7315	mm	in			
B976A10600	B977A10600	10,600	.4173	1,8	45	12
B976A10700	B977A10700	10,700	.4213	1,8	45	12
B976A10716	B977A10716	10,716	.4219	1,8	45	12
B976A10800	B977A10800	10,800	.4252	1,8	45	12
-	B977A10900	10,900	.4291	1,9	45	12
B976A11000	B977A11000	11,000	.4331	1,9	45	12
-	B977A11100	11,100	.4370	1,9	45	12
B976A11113	B977A11113	11,113	.4375	1,9	45	12
B976A11200	B977A11200	11,200	.4409	1,9	45	12
B976A11300	B977A11300	11,300	.4449	1,9	45	12
-	B977A11400	11,400	.4488	2,0	45	12
B976A11500	B977A11500	11,500	.4528	2,0	45	12
B976A11509	B977A11509	11,509	.4531	2,0	45	12
B976A11600	B977A11600	11,600	.4567	2,0	45	12
B976A11700	B977A11700	11,700	.4606	2,0	45	12
B976A11800	B977A11800	11,800	.4646	2,0	45	12
-	B977A11900	11,900	.4685	2,0	45	12
B976A11908	B977A11908	11,908	.4688	2,0	45	12
B976A12000	B977A12000	12,000	.4724	2,1	45	12
-	B977A12100	12,100	.4764	2,1	45	14
-	B977A12200	12,200	.4803	2,1	45	14
B976A12300	B977A12300	12,300	.4843	2,1	45	14
B976A12304	B977A12304	12,304	.4844	2,1	45	14
-	B977A12400	12,400	.4882	2,1	45	14
B976A12500	B977A12500	12,500	.4921	2,1	45	14
-	B977A12600	12,600	.4961	2,2	45	14
B976A12700	B977A12700	12,700	.5000	2,2	45	14
B976A12800	B977A12800	12,800	.5039	2,2	45	14
-	B977A12900	12,900	.5079	2,2	45	14
B976A13000	B977A13000	13,000	.5118	2,2	45	14
-	B977A13096	13,096	.5156	2,3	45	14
-	B977A13100	13,100	.5157	2,3	45	14
-	B977A13200	13,200	.5197	2,3	45	14
B976A13300	B977A13300	13,300	.5236	2,3	45	14
B976A13495	B977A13495	13,495	.5313	2,3	45	14
B976A13500	B977A13500	13,500	.5315	2,3	45	14
B976A13700	B977A13700	13,700	.5394	2,4	45	14
-	B977A13800	13,800	.5433	2,4	45	14
B976A14000	B977A14000	14,000	.5512	2,4	45	14
B976A14100	B977A14100	14,100	.5551	2,4	48	16
B976A14200	B977A14200	14,200	.5591	2,5	48	16
B976A14288	B977A14288	14,288	.5625	2,5	48	16
B976A14500	B977A14500	14,500	.5709	2,5	48	16
-	B977A14600	14,600	.5748	2,5	48	16
B976A14700	B977A14700	14,700	.5787	2,5	48	16
-	B977A14900	14,900	.5866	2,6	48	16
B976A15000	B977A15000	15,000	.5906	2,6	48	16
-	B977A15100	15,100	.5945	2,6	48	16
-	B977A15200	15,200	.5984	2,6	48	16
-	B977A15300	15,300	.6024	2,6	48	16
B976A15500	B977A15500	15,500	.6102	2,7	48	16
-	B977A15700	15,700	.6181	2,7	48	16

(continued)

(B976A/B977A • -3 x D/-5 x D – continued)

Solid Carbide Drills



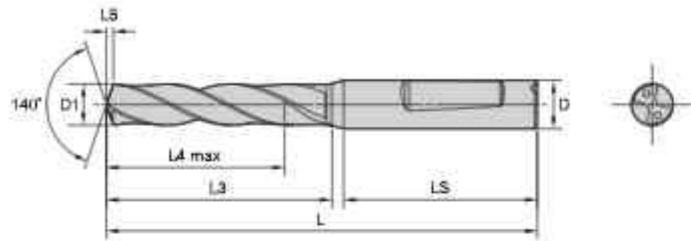
● first choice
○ alternate choice

		D1 diameter				
short • KC7315	long • KC7315	mm	in	L5	LS	D
-	B977A15800	15,800	.6220	2,7	48	16
B976A15875	B977A15875	15,875	.6250	2,7	48	16
-	B977A15900	15,900	.6260	2,8	48	16
B976A16000	B977A16000	16,000	.6299	2,8	48	16
-	B977A16078	16,078	.6330	2,8	48	18
B976A16200	B977A16200	16,200	.6378	2,8	48	18
-	B977A16300	16,300	.6417	2,8	48	18
-	B977A16400	16,400	.6457	2,8	48	18
B976A16500	B977A16500	16,500	.6496	2,9	48	18
-	B977A16600	16,600	.6535	2,9	48	18
B976A16670	B977A16670	16,670	.6563	2,9	48	18
-	B977A16700	16,700	.6575	2,9	48	18
B976A16900	-	16,800	.6614	2,9	48	18
B976A17000	B977A17000	17,000	.6693	2,9	48	18
B976A17100	-	17,100	.6732	3,0	48	18
B976A17463	B977A17463	17,463	.6875	3,0	48	18
B976A17500	B977A17500	17,500	.6890	3,0	48	18
-	B977A17700	17,700	.6969	3,1	48	18
B976A18000	B977A18000	18,000	.7087	3,1	48	18
-	B977A18400	18,400	.7244	3,2	50	20
B976A18500	B977A18500	18,500	.7283	3,2	50	20
-	B977A18600	18,600	.7323	3,2	50	20
-	B977A18800	18,800	.7402	3,3	50	20
B976A19000	B977A19000	19,000	.7480	3,3	50	20
B976A19050	B977A19050	19,050	.7500	3,3	50	20
-	B977A19200	19,200	.7559	3,3	50	20
-	B977A19253	19,253	.7580	3,3	50	20
-	B977A19446	19,446	.7656	3,4	50	20
B976A19500	B977A19500	19,500	.7677	3,4	50	20
B976A19700	B977A19700	19,700	.7756	3,4	50	20
B976A19840 *	B977A19840	19,840	.7811	3,5	50	20
B976A20000	B977A20000	20,000	.7874	3,5	50	20
-	B977A21000	21,000	.8268	3,7	50	20

NOTE: *Made-to-order standard item. Standard pricing, manufacturing lead time, and minimum order quantity applies.



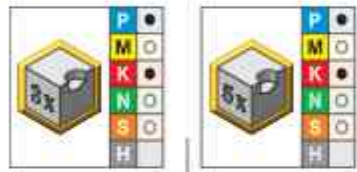
Solid Carbide Drills



For information on L, L3, and L4 max, see the Solid Carbide Drills foldout table.



■ B976F/B977F • ~3 x D/~5 x D



● first choice
○ alternate choice

		D1 diameter		L5	LS	D
short • KC7315	long • KC7315	mm	in			
B976F03000	B977F03000	3,000	.1181	0,5	36	6
-	B977F03100	3,100	.1220	0,5	36	6
-	B977F03200	3,200	.1260	0,5	36	6
-	B977F03300	3,300	.1299	0,5	36	6
-	B977F03400	3,400	.1339	0,6	36	6
-	B977F03500	3,500	.1378	0,6	36	6
-	B977F03600	3,600	.1417	0,6	36	6
-	B977F03700	3,700	.1457	0,6	36	6
-	B977F03800	3,800	.1496	0,6	36	6
B976F03900 *	B977F03900	3,900	.1535	0,6	36	6
-	B977F04000	4,000	.1575	0,7	36	6
-	B977F04100	4,100	.1614	0,7	36	6
B976F04200 *	B977F04200	4,200	.1654	0,7	36	6
-	B977F04300	4,300	.1693	0,7	36	6
B976F04500 *	B977F04500	4,500	.1772	0,7	36	6
-	B977F04550	4,550	.1791	0,8	36	6
B976F04600 *	B977F04600	4,600	.1811	0,8	36	6
-	B977F04650	4,650	.1831	0,8	36	6
-	B977F04700	4,700	.1850	0,8	36	6
-	B977F04800	4,800	.1890	0,8	36	6
-	B977F04900	4,900	.1929	0,8	36	6
-	B977F05000	5,000	.1969	0,8	36	6
B976F05000	-	5,000	.1969	1,4	36	6
B976F05100 *	B977F05100	5,100	.2008	0,8	36	6
B976F05200 *	B977F05200	5,200	.2047	0,9	36	6
-	B977F05300	5,300	.2087	0,9	36	6
-	B977F05400	5,400	.2126	0,9	36	6
B976F05500	B977F05500	5,500	.2165	0,9	36	6
-	B977F05550	5,550	.2185	0,9	36	6
-	B977F05558	5,558	.2188	0,9	36	6
B976F05600	B977F05600	5,600	.2205	0,9	36	6
-	B977F05700	5,700	.2244	1,0	36	6

(continued)

(B976F/B977F • -3 x D / -5 x D — continued)



● first choice

○ alternate choice

		D1 diameter				
short • KC7315	long • KC7315	mm	in	L5	LS	D
B976F05800	B977F05800	5,800	.2283	1,0	36	6
-	B977F05900	5,900	.2323	1,0	36	6
B976F06000	B977F06000	6,000	.2362	1,0	36	6
-	B977F06100	6,100	.2402	1,0	36	8
-	B977F06200	6,200	.2441	1,0	36	8
B976F06300	-	6,300	.2480	1,1	36	8
B976F06400	B977F06400	6,400	.2520	1,1	36	8
-	B977F06500	6,500	.2559	1,1	36	8
-	B977F06600	6,600	.2598	1,1	36	8
-	B977F06700	6,700	.2638	1,1	36	8
B976F06800	B977F06800	6,800	.2677	1,1	36	8
-	B977F06900	6,900	.2717	1,2	36	8
B976F07000	B977F07000	7,000	.2756	1,2	36	8
B976F07100	B977F07100	7,100	.2795	1,2	36	8
-	B977F07400	7,400	.2913	1,3	36	8
-	B977F07500	7,500	.2953	1,3	36	8
B976F07800	B977F07800	7,800	.3071	1,3	36	8
B976F08000	B977F08000	8,000	.3150	1,4	36	8
-	B977F08100	8,100	.3189	1,4	40	10
-	B977F08200	8,200	.3228	1,4	40	10
B976F08300 *	-	8,300	.3268	1,4	40	10
B976F08500	B977F08500	8,500	.3346	1,4	40	10
B976F08600 *	B977F08600	8,600	.3386	1,5	40	10
B976F08700	B977F08700	8,700	.3425	1,5	40	10
B976F08800 *	B977F08800	8,800	.3465	1,5	40	10
B976F09000	B977F09000	9,000	.3543	1,5	40	10
-	B977F09100	9,100	.3583	1,5	40	10
-	B977F09300	9,300	.3661	1,6	40	10
-	B977F09500	9,500	.3740	1,6	40	10
-	B977F09800	9,800	.3858	1,7	40	10
-	B977F09900	9,900	.3898	1,7	40	10
B976F10000	B977F10000	10,000	.3937	1,7	40	10
-	B977F10100 *	10,100	.3976	1,7	45	12
B976F10200	B977F10200	10,200	.4016	1,7	45	12
-	B977F10300	10,300	.4055	1,8	45	12
-	B977F10400	10,400	.4094	1,8	45	12
B976F10500 *	B977F10500	10,500	.4134	1,8	45	12
B976F10700 *	B977F10700	10,700	.4213	1,8	45	12
B976F10800	B977F10800	10,800	.4252	1,8	45	12
B976F11000	B977F11000	11,000	.4331	1,9	45	12
-	B977F11200	11,200	.4409	1,9	45	12
-	B977F11500	11,500	.4528	2,0	45	12
B976F11700	B977F11700	11,700	.4606	2,0	45	12
-	B977F11800	11,800	.4646	2,0	45	12
B976F12000	B977F12000	12,000	.4724	2,1	45	12
B976F12500	B977F12500	12,500	.4921	2,1	45	14
B976F12700 *	B977F12700	12,700	.5000	2,2	45	14
B976F13000	B977F13000	13,000	.5118	2,2	45	14

(continued)

(B976F/B977F • 3 x D/-5 x D – continued)



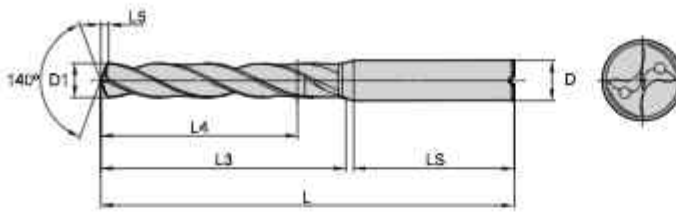
● first choice
○ alternate choice

Solid Carbide Drills

		D1 diameter		L5	LS	D
short • KC7315	long • KC7315	mm	in			
B976F13500	B977F13500	13,500	.5315	2,3	45	14
B976F13700 *	-	13,700	.5394	2,4	45	14
-	B977F13800 *	13,800	.5433	2,4	45	14
B976F14000	B977F14000	14,000	.5512	2,4	45	14
-	B977F14200	14,200	.5591	2,5	48	16
B976F14500 *	B977F14500	14,500	.5709	2,5	48	16
B976F15000	B977F15000	15,000	.5906	2,6	48	16
-	B977F15200	15,200	.5984	2,6	48	16
B976F15400	-	15,400	.6063	2,7	48	16
-	B977F15500	15,500	.6102	2,7	48	16
-	B977F15700	15,700	.6181	2,7	48	16
-	B977F15800	15,800	.6220	2,7	48	16
B976F16000	B977F16000	16,000	.6299	2,8	48	16
B976F16500	B977F16500	16,500	.6496	2,9	48	18
B976F17000	B977F17000	17,000	.6693	2,9	48	18
B976F17500	B977F17500	17,500	.6890	3,0	48	18
B976F18000	B977F18000	18,000	.7087	3,1	48	18
B976F18500	B977F18500	18,500	.7283	3,2	50	20
-	B977F19000	19,000	.7480	3,3	50	20
-	B977F19500	19,500	.7677	3,4	50	20
-	B977F20000	20,000	.7874	3,5	50	20
-	B977F21000	21,000	.8268	3,7	50	20

NOTE: *Made-to-order standard item. Standard pricing, manufacturing lead time, and minimum order quantity applies.

nominal size range	Tolerance • Metric	
	D1 tolerance m7	D tolerance h6
>3-6	0,004/0,016	0,000/-0,008
>6-10	0,006/0,021	0,000/-0,009
>10-18	0,007/0,025	0,000/-0,011
>18-25,4	0,008/0,029	0,000/-0,013



■ B978A • ~8 x D



● first choice
○ alternate choice

extra long • KC7315	D1 diameter		L	L3	L4 max	L5	LS	D
	mm	in						
B978A03000	3,000	.1181	78	40	33	0,6	36	6
B978A03300	3,300	.1299	78	40	33	0,7	36	6
B978A03400	3,400	.1339	78	40	33	0,7	36	6
B978A03600	3,600	.1417	78	40	33	0,7	36	6
B978A03700	3,700	.1457	78	40	33	0,8	36	6
B978A03800	3,800	.1496	87	49	41	0,8	36	6
B978A03970	3,970	.1563	87	49	41	0,8	36	6
B978A04000	4,000	.1575	87	49	41	0,8	36	6
B978A04200	4,200	.1654	87	49	41	0,9	36	6
B978A04500	4,500	.1772	87	49	41	0,9	36	6
B978A04600	4,600	.1811	87	49	41	0,9	36	6
B978A04763	4,763	.1875	94	56	48	1,0	36	6
B978A04800	4,800	.1890	94	56	48	1,0	36	6
B978A05000	5,000	.1969	94	56	48	1,0	36	6
B978A05100	5,100	.2008	94	56	48	1,1	36	6
B978A05200	5,200	.2047	94	56	48	1,1	36	6
B978A05300	5,300	.2087	94	56	48	1,1	36	6
B978A05500	5,500	.2165	94	56	48	1,1	36	6
B978A05558	5,558	.2188	94	56	48	1,2	36	6
B978A05600	5,600	.2205	94	56	48	1,2	36	6
B978A05700	5,700	.2244	94	56	48	1,2	36	6
B978A05800	5,800	.2283	94	56	48	1,2	36	6
B978A05900	5,900	.2323	94	56	48	1,2	36	6
B978A06000	6,000	.2362	94	56	48	1,2	36	6
B978A06100	6,100	.2402	105	67	57	1,3	36	8
B978A06200	6,200	.2441	105	67	57	1,3	36	8
B978A06300	6,300	.2480	105	67	57	1,3	36	8
B978A06350	6,350	.2500	105	67	57	1,3	36	8
B978A06400	6,400	.2520	105	67	57	1,3	36	8
B978A06500	6,500	.2559	105	67	57	1,4	36	8
B978A06600	6,600	.2598	105	67	57	1,4	36	8
B978A06700	6,700	.2638	105	67	57	1,4	36	8
B978A06746	6,746	.2656	105	67	57	1,4	36	8
B978A06800	6,800	.2677	105	67	57	1,4	36	8
B978A07000	7,000	.2756	105	67	57	1,5	36	8
B978A07145	7,145	.2813	110	72	61	1,5	36	8

(continued)

(B978A • -8 x D — continued)



● first choice
○ alternate choice

Solid Carbide Drills

extra long • KC7315	D1 diameter		L	L3	L4 max	L5	LS	D
	mm	in						
B978A07400	7,400	.2913	110	72	61	1.6	36	8
B978A07500	7,500	.2953	110	72	61	1.6	36	8
B978A07541	7,541	.2969	110	72	61	1.6	36	8
B978A07700	7,700	.3031	110	72	61	1.6	36	8
B978A07800	7,800	.3071	110	72	61	1.6	36	8
B978A07938	7,938	.3125	110	72	61	1.7	36	8
B978A08000	8,000	.3150	110	72	61	1.7	36	8
B978A08100	8,100	.3189	122	80	68	1.7	40	10
B978A08200	8,200	.3228	122	80	68	1.7	40	10
B978A08334	8,334	.3281	122	80	68	1.8	40	10
B978A08500	8,500	.3346	122	80	68	1.8	40	10
B978A08600	8,600	.3386	122	80	68	1.8	40	10
B978A08700	8,700	.3425	122	80	68	1.8	40	10
B978A08733	8,733	.3438	122	80	68	1.8	40	10
B978A08800	8,800	.3465	122	80	68	1.9	40	10
B978A09000	9,000	.3543	122	80	68	1.9	40	10
B978A09100	9,100	.3583	122	80	68	1.9	40	10
B978A09129	9,129	.3594	122	80	68	1.9	40	10
B978A09300	9,300	.3661	122	80	68	2.0	40	10
B978A09500	9,500	.3740	122	80	68	2.0	40	10
B978A09525	9,525	.3750	122	80	68	2.0	40	10
B978A09700	9,700	.3819	122	80	68	2.0	40	10
B978A09750	9,750	.3839	122	80	68	2.1	40	10
B978A09800	9,800	.3858	122	80	68	2.1	40	10
B978A09900	9,900	.3898	122	80	68	2.1	40	10
B978A09921	9,921	.3906	122	80	68	2.1	40	10
B978A10000	10,000	.3937	122	80	68	2.1	40	10
B978A10100	10,100	.3976	141	94	79	2.1	45	12
B978A10200	10,200	.4016	141	94	79	2.2	45	12
B978A10300	10,300	.4055	141	94	79	2.2	45	12
B978A10320	10,320	.4063	141	94	79	2.2	45	12
B978A10500	10,500	.4134	141	94	79	2.2	45	12
B978A10716	10,716	.4219	141	94	79	2.3	45	12
B978A10800	10,800	.4252	141	94	79	2.3	45	12
B978A11000	11,000	.4331	141	94	79	2.3	45	12
B978A11113	11,113	.4375	141	94	79	2.4	45	12
B978A11200	11,200	.4409	141	94	79	2.4	45	12
B978A11300	11,300	.4449	141	94	79	2.4	45	12
B978A11400	11,400	.4488	141	94	79	2.4	45	12
B978A11500	11,500	.4528	141	94	79	2.4	45	12
B978A11509	11,509	.4531	141	94	79	2.4	45	12
B978A11700	11,700	.4606	141	94	79	2.5	45	12
B978A11800	11,800	.4646	141	94	79	2.5	45	12
B978A11908	11,908	.4688	141	94	79	2.5	45	12
B978A12000	12,000	.4724	141	94	79	2.5	45	12
B978A12304 *	12,304	.4844	155	108	91	2.6	45	14
B978A12500	12,500	.4921	155	108	91	2.7	45	14
B978A12700	12,700	.5000	155	108	91	2.7	45	14

(continued)

(B978A • -8 x D — continued)

Solid Carbide Drills



● first choice
○ alternate choice

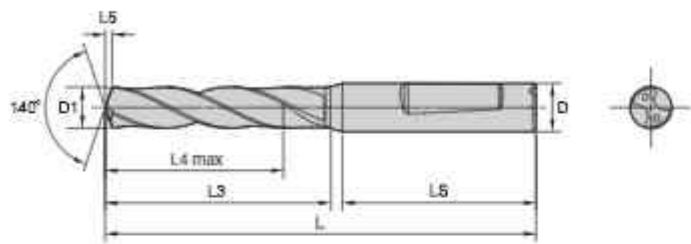
extra long • KC7315	D1 diameter		L	L3	L4 max	L5	LS	D
	mm	in						
B978A12800	12,800	.5039	155	108	91	2,7	45	14
B978A13000	13,000	.5118	155	108	91	2,8	45	14
B978A13100	13,100	.5157	155	108	91	2,8	45	14
B978A13500	13,500	.5315	155	108	91	2,9	45	14
B978A14000	14,000	.5512	155	108	91	3,0	45	14
B978A14288	14,288	.5625	171	121	101	3,0	48	16
B978A14500	14,500	.5709	171	121	101	3,1	48	16
B978A15000	15,000	.5906	171	121	101	3,2	48	16
B978A15100	15,100	.5945	171	121	101	3,2	48	16
B978A15200	15,200	.5984	171	121	101	3,2	48	16
B978A15300	15,300	.6024	171	121	101	3,3	48	16
B978A15500	15,500	.6102	171	121	101	3,3	48	16
B978A15800	15,800	.6220	171	121	101	3,4	48	16
B978A15875	15,875	.6250	171	121	101	3,4	48	16
B978A16000	16,000	.6299	171	121	101	3,4	48	16
B978A16078	16,078	.6330	185	135	113	3,4	48	18
B978A16200	16,200	.6378	185	135	113	3,5	48	18
B978A16500	16,500	.6496	185	135	113	3,5	48	18
B978A17000	17,000	.6693	185	135	113	3,6	48	18
B978A17463	17,463	.6875	185	135	113	3,7	48	18
B978A17500	17,500	.6890	185	135	113	3,7	48	18
B978A18000	18,000	.7087	185	135	113	3,9	48	18
B978A18500	18,500	.7283	200	148	124	4,0	50	20
B978A19000	19,000	.7480	200	148	124	4,1	50	20
B978A19050 *	19,050	.7500	200	148	124	4,1	50	20
B978A19253 *	19,253	.7580	200	148	124	4,1	50	20
B978A19500 *	19,500	.7677	200	148	124	4,2	50	20
B978A19800	19,800	.7795	200	148	124	4,2	50	20
B978A19840	19,840	.7811	200	148	124	4,3	50	20
B978A20000	20,000	.7874	200	148	124	4,3	50	20

NOTE: The point angle on B978 series is 132°.
*Made-to-order standard item. Standard pricing, manufacturing lead time, and minimum order quantity applies.

nominal size range	Tolerance • Metric	
	D1 tolerance m7	D tolerance h6
>3-6	0,004/0,016	0,000/-0,008
>6-10	0,006/0,021	0,000/-0,009
>10-18	0,007/0,025	0,000/-0,011
>18-25,4	0,008/0,029	0,000/-0,013



Solid Carbide Drills



■ B978F • ~8 x D



● first choice
○ alternate choice

extra long • KC7315	D1 diameter		L	L3	L4 max	L5	LS	D
	mm	in						
B978F03600	3,600	.1417	78	40	33	0,7	36	6
B978F04700 *	4,700	.1850	87	49	41	1,0	36	6
B978F05000	5,000	.1969	94	56	48	1,0	36	6
B978F06800	6,800	.2677	105	67	57	1,4	36	8
B978F07000	7,000	.2756	105	67	57	1,5	36	8
B978F07400 *	7,400	.2913	110	72	61	1,6	36	8
B978F07500	7,500	.2953	110	72	61	1,6	36	8
B978F08500	8,500	.3346	122	80	68	1,8	40	10
B978F09000	9,000	.3543	122	80	68	1,9	40	10
B978F09500	9,500	.3740	122	80	68	2,0	40	10
B978F10200	10,200	.4016	141	94	79	2,2	45	12
B978F12000	12,000	.4724	141	94	79	2,5	45	12
B978F12500 *	12,500	.4921	155	108	91	2,7	45	14
B978F13000	13,000	.5118	155	108	91	2,8	45	14
B978F14000	14,000	.5512	155	108	91	3,0	45	14
B978F14500 *	14,500	.5709	171	121	101	3,1	48	16
B978F15000	15,000	.5906	171	121	101	3,2	48	16
B978F16000	16,000	.6299	171	121	101	3,4	48	16
B978F17000 *	17,000	.6693	185	135	113	3,6	48	18
B978F17500	17,500	.6890	185	135	113	3,7	48	18
B978F18000 *	18,000	.7087	185	135	113	3,9	48	18
B978F20000 *	20,000	.7874	200	148	124	4,3	50	20

NOTE: The point angle on B978 series is 132°.
*Made-to-order standard item. Standard pricing, manufacturing lead time, and minimum order quantity applies.

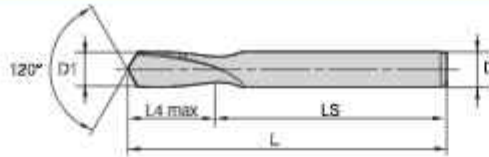
nominal size range	Tolerance • Metric	
	D1 tolerance m7	D tolerance h6
>3-6	0,004/0,016	0,000/-0,008
>6-10	0,006/0,021	0,000/-0,009
>10-18	0,007/0,025	0,000/-0,011
>18-25,4	0,008/0,029	0,000/-0,013

Kenna Universal™ Drills • B97_Series • Grade KC7315™ • Through Coolant • Drill Diameters 2–20mm • Metric

Solid Carbide Drills

Material Group		Cutting Speed – vc			Metric									
		Range – m/min			Recommended Feed Rate (f) by Diameter									
		min	Starting Value	max		2,0	3,0	4,0	6,0	8,0	10,0	12,0	16,0	20,0
P	0	80	120	160	mm/r	0,04–0,10	0,06–0,12	0,07–0,14	0,09–0,19	0,11–0,22	0,13–0,26	0,15–0,30	0,19–0,36	0,24–0,46
	1	70	100	140	mm/r	0,05–0,12	0,07–0,14	0,08–0,16	0,11–0,22	0,13–0,26	0,15–0,31	0,18–0,35	0,22–0,42	0,28–0,54
	2	90	120	140	mm/r	0,05–0,12	0,07–0,14	0,08–0,16	0,12–0,22	0,14–0,26	0,17–0,31	0,20–0,35	0,24–0,42	0,31–0,53
	3	60	80	100	mm/r	0,06–0,13	0,08–0,15	0,09–0,17	0,13–0,23	0,15–0,28	0,19–0,33	0,22–0,38	0,26–0,47	0,34–0,59
	4	50	80	100	mm/r	0,06–0,13	0,07–0,15	0,08–0,17	0,12–0,23	0,14–0,26	0,17–0,33	0,19–0,38	0,23–0,47	0,29–0,59
	5	50	60	80	mm/r	0,06–0,12	0,08–0,13	0,10–0,15	0,12–0,19	0,16–0,24	0,20–0,27	0,24–0,30	0,28–0,38	0,32–0,44
M	6	40	50	70	mm/r	0,04–0,06	0,05–0,08	0,06–0,10	0,08–0,14	0,10–0,18	0,13–0,22	0,14–0,24	0,18–0,32	0,23–0,41
	1	30	40	50	mm/r	0,03–0,06	0,04–0,07	0,05–0,09	0,08–0,11	0,09–0,12	0,10–0,14	0,12–0,16	0,14–0,18	0,16–0,20
	2	40	50	60	mm/r	0,03–0,07	0,04–0,08	0,06–0,10	0,08–0,12	0,09–0,14	0,10–0,16	0,12–0,18	0,14–0,20	0,16–0,22
K	3	30	40	50	mm/r	0,03–0,06	0,04–0,07	0,05–0,09	0,08–0,11	0,09–0,12	0,10–0,14	0,12–0,16	0,14–0,18	0,16–0,20
	1	80	120	170	mm/r	0,09–0,17	0,11–0,22	0,12–0,24	0,16–0,31	0,20–0,38	0,23–0,44	0,25–0,49	0,31–0,60	0,38–0,74
	2	80	110	140	mm/r	0,11–0,15	0,12–0,16	0,13–0,19	0,16–0,25	0,20–0,31	0,23–0,36	0,25–0,40	0,31–0,48	0,38–0,60
N	3	80	100	130	mm/r	0,07–0,15	0,08–0,17	0,09–0,19	0,12–0,25	0,14–0,30	0,17–0,35	0,19–0,40	0,24–0,48	0,30–0,60
	1	90	230	315	mm/r	0,06–0,13	0,08–0,14	0,10–0,16	0,12–0,20	0,16–0,24	0,20–0,28	0,24–0,32	0,28–0,40	0,32–0,48
	2	90	225	270	mm/r	0,06–0,12	0,08–0,16	0,10–0,20	0,12–0,24	0,16–0,28	0,20–0,32	0,24–0,36	0,28–0,44	0,32–0,52
	3	90	180	270	mm/r	0,11–0,14	0,12–0,14	0,13–0,16	0,14–0,20	0,16–0,24	0,20–0,28	0,24–0,32	0,28–0,40	0,32–0,44
S	4	90	135	180	mm/r	0,06–0,12	0,08–0,16	0,01–0,20	0,12–0,24	0,16–0,28	0,20–0,32	0,24–0,36	0,28–0,40	0,32–0,48
	1	10	25	30	mm/r	0,02–0,05	0,03–0,06	0,04–0,08	0,06–0,10	0,08–0,12	0,09–0,13	0,10–0,14	0,12–0,16	0,14–0,18
	2	10	20	25	mm/r	0,02–0,03	0,02–0,04	0,03–0,06	0,05–0,08	0,07–0,10	0,08–0,11	0,09–0,12	0,10–0,14	0,11–0,16
	3	10	25	30	mm/r	0,02–0,03	0,02–0,04	0,02–0,05	0,04–0,07	0,06–0,09	0,07–0,10	0,08–0,11	0,09–0,13	0,10–0,15
S	4	10	25	40	mm/r	0,02–0,03	0,02–0,04	0,03–0,06	0,05–0,08	0,07–0,10	0,08–0,11	0,09–0,12	0,10–0,14	0,11–0,16



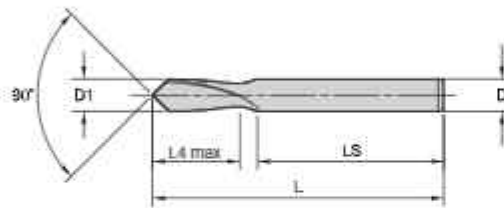


■ B501 • 120°



- first choice
- alternate choice

B501 • K10	D1 diameter		L	L4 max	LS	D
	mm	in				
B501Z04000	4,000	.1575	54	7	33	6
B501Z06000	6,000	.2362	54	9	33	6
B501Z10000	10,000	.3937	66	12	45	10
B501Z12000	12,000	.4724	73	14	52	12



■ B505 • 90°



- first choice
- alternate choice

B505 • K10	D1 diameter		L	L4 max	LS	D
	mm	in				
B505Z04000	4,000	.1575	54	7	33	4
B505Z06000	6,000	.2362	54	9	33	6
B505Z08000	8,000	.3150	58	11	37	8
B505Z10000	10,000	.3937	66	12	40	10
B505Z12000	12,000	.4724	73	14	52	12
B505Z16000	16,000	.6299	82	16	61	16
B505Z20000	20,000	.7874	92	18	71	20

Tolerance • Metric

D1	tolerance h8	tolerance h6
>3-6	0,000/-0,018	0,000/-0,008
>6-10	0,000/-0,022	0,000/-0,009
>10-18	0,000/-0,027	0,000/-0,011

■ Non-Coolant Spot Drills • B50_ Series • Grade K10 • Dry and Flood Coolant Drill •
Diameters 3–20mm • Metric



Material Group	Cutting Speed – vc			Metric									
	Range – m/min			Recommended Feed Rate (f) by Diameter									
	min	Starting Value	max		3,0	4,0	6,0	8,0	10,0	12,0	16,0	20,0	
				mm/vr									
P	0	50	65	100	mm/vr	0,05–0,10	0,06–0,12	0,08–0,14	0,10–0,16	0,12–0,18	0,14–0,20	0,16–0,24	0,18–0,28
	1	40	55	80	mm/vr	0,05–0,10	0,06–0,12	0,08–0,14	0,10–0,16	0,12–0,18	0,14–0,20	0,16–0,24	0,18–0,28
	2	40	55	80	mm/vr	0,05–0,10	0,06–0,12	0,08–0,14	0,10–0,16	0,12–0,18	0,14–0,20	0,16–0,24	0,18–0,28
	3	40	55	80	mm/vr	0,05–0,10	0,06–0,12	0,08–0,14	0,10–0,16	0,12–0,18	0,14–0,20	0,16–0,24	0,18–0,28
	4	40	55	80	mm/vr	0,05–0,08	0,05–0,10	0,06–0,12	0,08–0,14	0,10–0,16	0,12–0,18	0,14–0,22	0,16–0,24
	5	30	40	60	mm/vr	0,03–0,05	0,03–0,06	0,04–0,08	0,06–0,10	0,08–0,12	0,10–0,14	0,12–0,18	0,14–0,20
M	1	30	35	50	mm/vr	0,04–0,07	0,05–0,09	0,06–0,11	0,08–0,13	0,09–0,15	0,10–0,17	0,11–0,20	0,12–0,23
	2	30	40	50	mm/vr	0,03–0,05	0,04–0,08	0,05–0,09	0,06–0,10	0,07–0,12	0,08–0,14	0,09–0,17	0,10–0,20
	3	25	30	40	mm/vr	0,03–0,05	0,04–0,08	0,05–0,09	0,06–0,10	0,07–0,12	0,08–0,14	0,09–0,17	0,10–0,20
K	1	60	90	120	mm/vr	0,06–0,12	0,08–0,14	0,10–0,16	0,12–0,18	0,14–0,20	0,16–0,22	0,18–0,26	0,20–0,30
	2	60	80	100	mm/vr	0,06–0,12	0,08–0,14	0,10–0,16	0,12–0,18	0,14–0,20	0,16–0,22	0,18–0,26	0,20–0,30
	3	60	90	120	mm/vr	0,06–0,12	0,08–0,14	0,10–0,16	0,12–0,18	0,14–0,20	0,16–0,22	0,18–0,26	0,20–0,30
N	1	90	230	270	mm/vr	0,06–0,13	0,08–0,15	0,10–0,18	0,12–0,25	0,15–0,28	0,18–0,32	0,20–0,34	0,22–0,38
	2	90	220	270	mm/vr	0,06–0,13	0,08–0,15	0,10–0,18	0,12–0,25	0,15–0,28	0,18–0,32	0,20–0,34	0,22–0,38
	3	90	180	225	mm/vr	0,06–0,13	0,08–0,15	0,10–0,18	0,12–0,25	0,15–0,28	0,18–0,32	0,20–0,34	0,22–0,38
	4	90	130	270	mm/vr	0,06–0,13	0,08–0,15	0,10–0,18	0,12–0,25	0,15–0,28	0,18–0,32	0,20–0,34	0,22–0,38
S	1	20	25	30	mm/vr	0,03–0,05	0,04–0,07	0,05–0,09	0,06–0,10	0,07–0,11	0,08–0,13	0,09–0,16	0,10–0,20
	2	10	20	30	mm/vr	0,03–0,05	0,04–0,07	0,05–0,09	0,06–0,10	0,07–0,11	0,08–0,13	0,09–0,16	0,10–0,20
	3	20	25	40	mm/vr	0,03–0,05	0,04–0,07	0,05–0,09	0,06–0,10	0,07–0,11	0,08–0,13	0,09–0,16	0,10–0,20
	4	20	25	50	mm/vr	0,03–0,05	0,04–0,07	0,05–0,09	0,06–0,10	0,07–0,11	0,08–0,13	0,09–0,16	0,10–0,20

Solid Carbide Drills